

MEYLE[®]

heavy duty

MEASUREMENT

 **Made in
Germany****TEMPERATURMESSTECHNIK | TEMPERATURE MEASUREMENT****FÜLLSTANDSMESSTECHNIK | LEVEL MEASUREMENT****DURCHFLUSSMESSTECHNIK | FLOW MEASUREMENT**

Prozessmessungen perfekt automatisieren.
Produkte für extreme Bedingungen in den unterschiedlichsten Bereichen –
Erdölindustrie, Kläranlagen, Lebensmittelindustrie, Getränkeindustrie.

To automate process measurements perfectly.
Used under extreme conditions in the most different areas –
oil industry, sewage treatment plants, food industry, beverage industry.

*1965-2015
50 Jahre***MEYLE**[®]**Meyer Industrie-Electronic GmbH – MEYLE**Carl-Bosch-Straße 8
49525 Lengerich/GermanyTel.: +49 (0)5481-9385-0
Fax: +49 (0)5481-9385-12Internet: www.meyle.de
E-Mail: sales@meyle.de

INHALTSVERZEICHNIS | CONTENT

INHALTSVERZEICHNIS CONTENT	2–3
TEMPERATURMESSTECHNIK TEMPERATURE MEASUREMENT	4
FÜLLSTANDSMESSTECHNIK LEVEL MEASUREMENT	5
DURCHFLUSSMESSTECHNIK FLOW MEASUREMENT	6
ALLGEMEINE INFORMATION GENERAL INFORMATION	7
TEMPERATURMESSTECHNIK TEMPERATURE MEASUREMENT	
YVT 312	8
YVT 332	9
YVT 342	10
YVT 352	11
YVT 362	12
YVT 372	13
YVT 402	14–15
YVT 412	16
YVT 452	17
YVT 492	18
YVT 512	19
YVT 517	20
YVT 532	21
YVT 542	22
YVT 552	23
YVT 572	24
YVT 582	25
YVT 612	26
YVT 617	27
YVT 642	28
YVT 652	29
YVT 672	30
YVT 682	31
YVT 702	32–33
YVT 742	34–35
YVT 752	36–37



Meyer Industrie-Electronic GmbH – MEYLE

Carl-Bosch-Straße 8
49525 Lengerich/Germany

Tel.: +49 (0)5481-9385-0
Fax: +49 (0)5481-9385-12

Internet: www.meyle.de
E-Mail: sales@meyle.de

FÜLLSTANDSMESSTECHNIK | LEVEL MEASUREMENT

HIU 322	38
HIU 342	39
HIU 422	40
MHO 422	41
PC 3	42
PC 4	43
PIU 272	44
PIU 372	45
PIU 472	46
PIU 482	47
PUV 272	48
PUV 342	49
PUV 372	50
PUV 442	51
PUV 472	52
PUV 477	53
PUV 482	54
PUV 572	55
PUV 672	56
PXI 332	57
PXI 422	58
RVV 572	59
WUV 422	60

DURCHFLUSSMESSTECHNIK | FLOW MEASUREMENT

OFJ 722	61–65
OFJ 822	66–70
OFY 722	71–75
OFY 822	76–80
RHR	81

MEYLE[®]

heavy duty

MEASUREMENT

 **Made in
Germany**



TEMPERATURMESSTECHNIK | TEMPERATURE MEASUREMENT

Lebensmittel
Food industry

YVT 372



Modulares
Widerstandsthermometer
Modular
resistance thermometer

Maschinenbau
Engineering

YVT 742



Widerstandsthermometer
PT 100 mit Display
Resistance thermometer
PT 100 with display

Klima | Kälte
Air conditioning |
Refrigeration

YVT 452



Raumtemperaturfühler
Room temperature
sensor

Heavy Duty
Heavy duty

YVT 402



Kabelfühler
Cable sensor



YVT 642



YVT 652



YVT 672



YVT 682



YVT 612



YVT 617

1965-2015
50 Jahre

MEYLE[®]

Meyer Industrie-Electronic GmbH – MEYLE

Carl-Bosch-Straße 8
49525 Lengerich/Germany

Tel.: +49 (0)5481-9385-0
Fax: +49 (0)5481-9385-12


Internet: www.meyle.de
E-Mail: sales@meyle.de

MEYLE®

heavy duty

MEASUREMENT

Made in
Germany



FÜLLSTANDSMESSTECHNIK | LEVEL MEASUREMENT

Lebensmittel
Food industry

PIU 372



Niveaugrenzschalter
Flüssigkeiten
Level switch liquids

Abwasser
Waste water

PUV 472



Konduktive
Niveaubastabsonde
Conductive level probe

Heavy Duty
Heavy duty

HIU 322



Füllstandsgrenzschalter
für alle flüssigen Medien
Level switch
for all fluid types



PIU 272



PIU 372



PIU 472



PUV 272



PUV 372



PUV 572

1965-2015
50 Jahre

MEYLE®

Meyer Industrie-Electronic GmbH – MEYLE

Carl-Bosch-Straße 8
49525 Lengerich/Germany

Tel.: +49 (0)5481-9385-0
Fax: +49 (0)5481-9385-12

Internet: www.meyle.de
E-Mail: sales@meyle.de



DURCHFLUSSMESSTECHNIK | FLOW MEASUREMENT

Lebensmittel
Food industry

Wasser | Abwasser
Water | waste water

Maschinenbau
Engineering

OFJ 722




Induktiver
Durchflussmesser
Inductive flow meter

OFY 722



Induktiver
Durchflussmesser
Inductive flow meter

RHR 27



Flügelrand-
Durchflussmesser
Paddle wheel flow meter



OFJ 822



OFY 822



EHU 322

1965-2015
50 Jahre

ENTWICKLUNG

Innovation und Erfahrung sind die Grundlagen neuer Entwicklungen. Von der mechanischen Konstruktion und der Elektronikhardware-Entwicklung bis hin zur Software für die Prozessoren.

HERSTELLUNG

„Made in Germany“ dieser Leitsatz ist fest verankert. Von der zerspanenden Metallbearbeitung über verschiedene Schweißverfahren, von der Elektronikbestückung über modernste Fertigungstechniken wie automatische Crimpverfahren bis hin zur Endmontage und Verguss des Sensors.

QUALITÄTSSICHERUNG

„Wir machen robust“ ist unser Qualitätsanspruch. Wir unterziehen unsere Produkte umfangreichen Labortests und Feldversuchen, um sicher zu gehen, dass die Sensorik härtesten Bedingungen standhält.

KALIBRIERUNG

Alle Sensoren können je nach Kundenwunsch im Kalibrierlabor oder auch gerne bei Ihnen vor Ort justiert und kalibriert werden.

INBETRIEBNAHME

Für eine schnelle und fehlerfreie Inbetriebnahme der Produkte und Systemlösungen stehen Ihnen jederzeit unsere qualifizierten Applikationsingenieure/-innen und Servicemitarbeiter/-innen telefonisch oder auch direkt vor Ort zur Verfügung.

SERVICE

Das Kalibrierlabor und unsere erfahrenen Servicetechniker/-innen sind die idealen Partner für den After-Sales Service. Wir führen schnell und zuverlässig die Reparatur, Wartung oder Kalibrierung Ihrer Geräte bei uns im Hause oder auch bei Ihnen vor Ort durch.

TECHNISCHER SUPPORT

Als Unterstützer bei der Auswahl eines Sensors bis hin zur Lösung Ihrer technisch komplexen Aufgabe, unsere Mitarbeiter/-innen stehen Ihnen zur Seite. Bei uns sprechen Sie direkt mit dem Entwickler/-in oder z. B. einem/-r Verfahrensingenieur/-in bei Ihnen vor Ort.

DEVELOPMENT

Innovation and experience are the foundations of new developments. From mechanical design and electronic hardware development to software for processors.

MANUFACTURING

„Made in Germany“ this guiding principle is firmly anchored. Cutting metal work, various welding processes, electronic modern production methods as well as automatic crimping process up to the final assembly and equipment encapsulation of the sensor.

QUALITY ASSURANCE

„We make it robust“ is our quality standard. We subject our products to extensive laboratory tests and field tests to ensure that the sensors withstand the harshest conditions.

CALIBRATION

All sensors can be adjusted and calibrated according to customer requirements in the calibration laboratory or directly at your site.

COMMISSIONING

Our qualified application engineers and service staff are always available by telephone or directly on site for fast and error-free commissioning of the products and system solutions.

SERVICE

The calibration laboratory and our experienced service technicians are the ideal partners for after-sales service. We carry out fast and reliable repair, maintenance or calibration of your devices at our premises or at your site.

TECHNICAL SUPPORT

Supporting you in the selection of a sensor up to the solution of your technically complex task, our employees are there for you. Talk directly with the developer or e.g. with a process engineer at your site.



Meyer Industrie-Electronic GmbH – MEYLE

Carl-Bosch-Straße 8
49525 Lengerich/Germany

Tel.: +49 (0)5481-9385-0
Fax: +49 (0)5481-9385-12

Internet: www.meyle.de
E-Mail: sales@meyle.de

temperature measurement

resistance thermometer YVT 312

features

- temperature sensor for ambient temperature measurement
- closed protective fitting
- very resistant against detergent
- for comprehensive temperature ranges
- position of gland of protective fitting on customer's request
- optional available with programmable measuring transducer

technical specifications

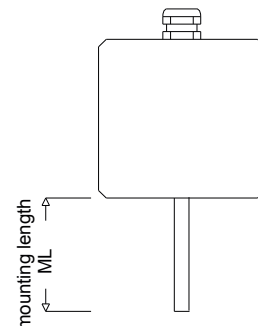
- protective fitting with material 1.4571 (V4A)
- length of sensor 45 mm other lengths on request
- connecting box made of polyamide PA6
- size of box 58 x 64 x 35 mm
- type of protection IP 65
- standard temperature: -50 °C to +130 °C
- with measuring transducer: -40 °C to +85 °C



YVT312-A1-1A3-KMU

application areas

- temperature measurement for cooling chambers
- temperature measurement for deep-freeze rooms
- temperature measurement for defroster rooms
- temperature measurement for cooling tunnels
- temperature measurement for shock freezers
- temperature measurement for smoking chambers
- temperature measurement for ripening rooms
- temperature measurement for rough environments
- temperature measurement for external areas



order-code YVT 312...

order example: YVT312-A1-1A3-KMU

position of gland of protective fitting (sensor)

- A1 gland above, protective fitting (sensor) down
- B1 gland right side, protective fitting (sensor) down
- mountng rail room temperature sensor for switch cabinet, snapped onto mounting rail

type of sensor and tolerance

- 1A2 1xPT100 class A 2-wire
- 1A3 1xPT100 class A 3-wire
- 1A4 1xPT100 class A 4-wire
- 2A2 2xPT100 class A 2-wire
- 2A3 2xPT100 class A 3-wire
- 1A2/PT1000 1xPT1000 2-wire
- NI1000 1xNI1000 sensor TK6180
- KTY 81-110 1xKTY81-110 sensor
- KTY 81-210 1xKTY81-210 sensor
- KX other types according to customer's wish

optional

- KMU with programmable measuring transducer

temperature measurement

resistance thermometer YVT 332

features

- resistance thermometer with neck tube
- protective fitting on DIN 43 763
- protective fitting screwed with connection head
- available with several connection heads on DIN
- exchangeable measuring elements with ceramic socket or measuring transducer
- specials on request



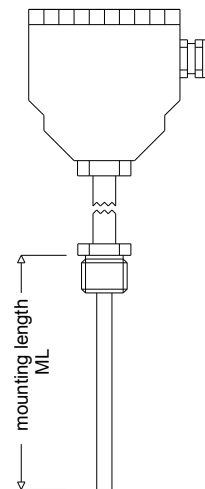
YVT332-5-B-1A3-KMU-HT

technical specifications

- protective fitting of V4A 1.4571
- diameter of protective fitting 9 x 1 mm, other diameter on request
- length of neck tube 120mm, other lengths on request
- process connecting thread G 1/2"A
- standard temperature of the process: -50 °C to +400 °C (other temperature ranges on request)

application areas

- temperature measurement in pipelines
- temperature measurement in cases
- temperature measurement at higher medium temperatures
- temperature measurement at isolated federal measuring facilities
- temperature measurement at high mechanical load



order-code YVT 332...

order example: YVT332-5-A-1A3-KMU (0-100 °C)

connection heads

- 1 aluminiumhead, standard, with screwing, protection class IP65
- 2 aluminiumhead with flap lid, with screwing, protection class IP65
- 3 aluminiumhead with flap lid and snap closing, with screwing, protection class IP54
- 4 aluminiumhead with high flap lid, with screwing, protection class IP65
- 5 stainless steel head standard with screw cap, with screwing, protection class IP69K
- 6 stainless steel head standard with screw cap, with M12-plug, protection class IP69K
- 15 stainless steel head hightened design with screwing
- 16 stainless steel head hightened design with M125-plug

mounting length (ML), measuring element length (MEL)

- | | | |
|----|---|---------------|
| -A | 50 mm mounting length | (MEL = 205mm) |
| -B | 100 mm mounting length | (MEL = 255mm) |
| -C | 160 mm mounting length | (MEL = 315mm) |
| -D | 200 mm mounting length | (MEL = 355mm) |
| -E | 250 mm mounting length | (MEL = 405mm) |
| -F | 300 mm mounting length | (MEL = 455mm) |
| -G | 350 mm mounting length | (MEL = 505mm) |
| -H | 400 mm mounting length | (MEL = 555mm) |
| -K | special length according to customer's wish | |

type of sensor and tolerance

- 1A2 1xPT100 class A 2-wire
- 1A3 1xPT100 class A 3-wire
- 1A4 1xPT100 class A 4-wire
- 2A2 2xPT100 class A 2-wire
- 2A3 2xPT100 class A 3-wire
- KX other types of sensor and tolerance on request

optional

- KMU with programmable measuring transducer (temperature range on request on preadjustment please specify)
- 2KMU with 2 programmable measuring transducers
- HT high temperature design up to +650°C
- HTT high temperature design up to +850°C

updated 01/2018

temperature measurement

resistance thermometer YVT 342

features

- resistance thermometer without neck tube
- protective fitting on DIN 43 763
- protective fitting screwed with connection head
- available with several connection heads on DIN
- exchangeable measuring elements with ceramic socket or programmable measuring transducer
- specials on request



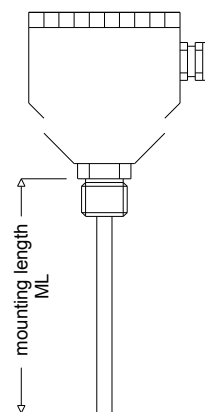
YVT342-5-B-1A3-KMU

technical specifications

- protective fitting of V4A 1.4571
- diameter of neck tube 9 x 1 mm, other diameters on request
- process connection thread G 1/2"A
- standard temperature of the process: -50 °C to +400 °C (extended ranges on request)

application areas

- temperature measurement in pipelines
- temperature measurement in cases
- temperature measurement at higher medium temperature
- temperature measurement at high mechanical load



order-code YVT 342...

order example: YVT342-5-A-1A3-KMU (0-100 °C)

connection heads

- 1 aluminiumhead standard, with screwing, protection class IP65
- 2 aluminiumhead with flap lid, with screwing, protection class IP65
- 3 aluminiumhead with flap lid and snap closing, with screwing, protection class IP54
- 4 aluminiumhead with high flap lid, with screwing, protection class IP65
- 5 stainless steel head standard with screw cap, with screwing, protection class IP69K
- 6 stainless steel head standard with screw cap, with M12-plug, protection class IP69K
- 15 stainless steel head hightened design with screw cap,with screwing, protection class IP69K
- 16 stainless steel head hightened design with screw cap, with M12-plug, protection class IP69K

mounting length (ML), measuring element length (MEL)

- | | | |
|----|---|---------------|
| -A | 50 mm mounting length | (MEL = 95mm) |
| -B | 100 mm mounting length | (MEL = 145mm) |
| -C | 160 mm mounting length | (MEL = 205mm) |
| -D | 200 mm mounting length | (MEL = 245mm) |
| -E | 250 mm mounting length | (MEL = 295mm) |
| -F | 300 mm mounting length | (MEL = 345mm) |
| -G | 350 mm mounting length | (MEL = 395mm) |
| -H | 400 mm mounting length | (MEL = 445mm) |
| -K | mounting length on customer's request (please specify length) | |

type of sensor and tolerance

- 1A2 1xPT100 class A 2-wire
- 1A3 1xPT100 class A 3-wire
- 1A4 1xPT100 class A 4-wire
- 2A2 2xPT100 class A 2-wire
- 2A3 2xPT100 class A 3-wire
- KX other types or sensor and tolerance on customer's request

optional

- KMU with programmable measuring transducer (temperature range on request on preadjustment please specify)
- 2K MU with 2 programmable measuring transducers (head hightened design necessary, please name temperature range)

updated 01/2018

temperature measurement

resistance thermometer YVT 352

features

- standard resistance thermometer without neck tube
- flat protective fitting without process connecting thread
- protective fitting with different clamp screw fittings adaptable
- protective fitting with different weld-in screwings adaptable
- protective fitting screwed with connection head
- available with different connection heads on DIN
- changeable measuring element with ceramic socket or programmable measuring transducer
- specials on request

technical specifications

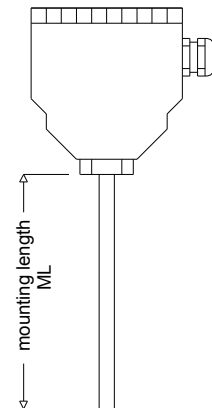
- protective fitting of V4A 1.4571
- diameter 6 x 1 mm, other diameters on request
- aseptic measuring points with welded screwing possible
- temperature range: -50 °C to +400 °C (extended ranges on request)

application areas

- temperature measurement in pipelines
- temperature measurement in cases
- changeable measuring element (without opening the process)
- variable depth of sensor immersion



YVT352-5-B-1A3-KMU



order code YVT 352...

order example: YVT352-5-A-1A3-KMU (0-100 °C)

connection heads

- 1 aluminiumhead standard, with screwing, protection class IP65
- 2 aluminiumhead with flap lid, with screwing, protection class IP65
- 3 aluminiumhead with flap lid and snap closing, with screwing, protection class IP54
- 4 aluminiumhead with high flap lid, with screwing, protection class IP65
- 5 stainless steel head standard with screw cap, with screwing, protection class IP69K
- 6 stainless steel head standard with screw cap, with M12-plug, protection class IP69K
- 15 stainless steel head hightened design with screw cap, with screwing, protection class IP69K
- 16 stainless steel head hightened design with screw cap, with M12-plug, protection class IP69K

mounting length (ML), measuring element length (MEL)

- A 50 mm mounting length (MEL = 85mm)
- B 100 mm mounting length (MEL = 135mm)
- C 160 mm mounting length (MEL = 195mm)
- D 200 mm mounting length (MEL = 235mm)
- E 250 mm mounting length (MEL = 285mm)
- F 300 mm mounting length (MEL = 335mm)
- G 350 mm mounting length (MEL = 385mm)
- H 400 mm mounting length (MEL = 435mm)
- K mounting length on customer's request (please specify length)

type of sensor and tolerance

- 1A2 1xPT100 class A 2-wire
- 1A3 1xPT100 class A 3-wire
- 1A4 1xPT100 class A 4-wire
- 2A2 2xPT100 class A 2-wire
- 2A3 2xPT100 class A 3-wire
- KX other types of sensor and tolerance on customer's request

optional

- KMU with programmable measuring transducer (temperature range on request on preadjustment please specify)
- 2KM U with 2 programmable measuring transducers (head hightened design necessary, please name temperature range)

updated 01/2018

temperature measurement

resistance thermometer YVT 362

features

- resistance thermometer for food industry
- connection head made of V4A
- closed to the process
- with different connection adapters adaptable to the connection head
- changeable measuring element with ceramic socket or programmable measuring transducer

technical specifications

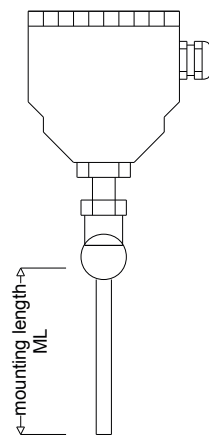
- protective fitting of V4A 1.4571
- diameter 6 x 1 mm, other diameters on request
- diameter of the nodular welded sleeve 25mm
- aseptic measure points
- temperature range: -50 °C to +400 °C (extended ranges on request)

application areas

- temperature measurement in pipelines
- temperature measurement in cases
- temperature measurement at higher medium temperature
- temperature measurement at isolated measure points
- temperature measurement at high mechanical load
- food tangent application
- unproblematic calibration during current process



YVT362-5-X-1A3



order-code YVT 362...

order example: YVT362-5-A-1A3-KMU (0-100 °C)

connection heads

- 5 stainless steel head standard with screw cap, with screwing, protection class IP69K
- 6 stainless steel head standard with screw cap, with M12-plug, protection class IP69K
- 15 stainless steel head hightened design with screw cap, with screwing, protection class IP69K
- 16 stainless steel head hightened design with screw cap, with M12-plug, protection class IP69K

mounting length

- A 50 mm mounting length with standard adapter
- B 100 mm mounting length with standard adapter
- C 150 mm mounting length with standard adapter
- D 200 mm mounting length with standard adapter
- E 250 mm mounting length with standard adapter
- F 50 mm mounting length with long adapter
- G 100 mm mounting length with long adapter
- H 150 mm mounting length with long adapter
- L 200 mm mounting length with long adapter
- M 250 mm mounting length with long adapter
- X 30 mm mounting length with special adapter
- K mounting length on customer's request (please specify length)

type of sensor and tolerance

- 1A2 1xPT100 class A 2-wire
- 1A3 1xPT100 class A 3-wire
- 1A4 1xPT100 class A 4-wire
- 2A2 2xPT100 class A 2-wire
- 2A3 2xPT100 class A 3-wire
- KX types of sensor and tolerance on customer's request

optional

- KMU with programmable measuring transducer (temperature range on request on preadjustment please specify)
- 2KMU with 2 programmable measuring transducers (head hightened design necessary, please name temperature range)

updated 01/2018

temperature measurement

resistance thermometer YVT 372

features

- modular resistance thermometer for food industry
- adaptable with sleeve socket- and process connecting thread (see accessories)
- with different connection heads on DIN available
- changeable measuring element with ceramic socket or programmable measuring transducer
- specials on request



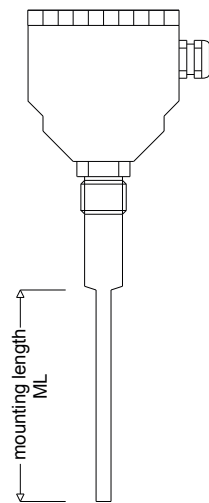
YVT372-5-B-1A3-KMU

technical specifications

- protective fitting of V4A 1.4571
- diameter 6 mm
- connecting thread for sleeve sockets and process connecting threads G 1/2"
- temperature ranges: -50 °C to +400 °C (extended ranges on request)

application areas

- temperature measurement in pipelines
- temperature measurement in cases
- food tangent application
- high flexibility with continuous modular system
- unproblematic calibration during current process



order-code YVT 372...

order example: YVT372-5-A-1A3-KMU (0-100 °C)

connection heads

- 1 aluminiumhead standard, with screwing, protection class IP65
- 2 aluminiumhead with flap lid, with screwing, protection class IP65
- 3 aluminiumhead with flap lid and snap closing, with screwing, protection class IP54
- 4 aluminiumhead with high flap lid, with screwing, protection class IP65
- 5 stainless steel head standard with screw cap, with screwing, protection class IP69K
- 6 stainless steel head standard, with M12-plug, protection class IP69K
- 15 stainless steel head hightened design with screw cap, with screwing, protection class IP69K
- 16 stainless steel head hightened design with screw cap, with M12-plug, protection class IP69K

mounting length

- A 50 mm mounting length
- B 100 mm mounting length
- C 150 mm mounting length
- D 200 mm mounting length
- E 250 mm mounting length
- F 300 mm mounting length
- G 350 mm mounting length
- H 400 mm mounting length
- K mounting length on customer's request (please specify length)

type of sensor and tolerance

- 1A2 1xPT100 class A 2-wire
- 1A3 1xPT100 class A 3-wire
- 1A4 1xPT100 class A 4-wire
- 2A2 2xPT100 class A 2-wire
- 2A3 2xPT100 class A 3-wire
- KX type of sensor and tolerance on customer's request

optional

- KMU with programmable measuring transducer (temperature range on request on preadjustment please specify)
- 2KMU with 2 programmable measuring transducers (head hightened design necessary, please name temperature range)

updated 01/2018

temperature measurement

resistance thermometer YVT 402

features

- resistance thermometer as cable sensor
- diameter of sensor, length of sensor and length of cable selectable
- plain protective tube without process connection (adaptable e.g. with clamp screw fitting)
- screw-in thread with many possibilities
- specials on customer's request

technical specifications

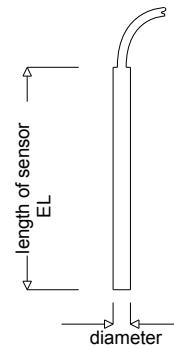
- protection fitting made of stainless steel 1.4404/316L (V4A)
- connection cable made of PVC, PUR, silicone, Teflon or GGVA
- temperature range: -50 °C up to +400 °C (depending on the cable material, see type code) (extended ranges on request)

application areas

- all simple applications of industry
- low cost measuring point



YVT402...



temperature measurement

resistance thermometer YVT 402

order-code YVT 402...

order example: YVT402-6-B-02S-2A3

diameter of sensor and/or process connection

- 4 diameter of sensor 4 mm
- 5 diameter of sensor 5 mm
- 6 diameter of sensor 6 mm
- 8 diameter of sensor 8 mm (length only up to 200mm possible)
- 9 diameter of sensor 9 mm
- M8 screw-in thread M8 (diameter of sensor 6mm)
- M10 screw-in thread M10 (diameter of sensor 6mm)
- M14 screw-in thread M14x1,5 (diameter of sensor 6mm)
- RS-M5 tubular cable lug, 5mm hole (Attention: no details length of sensor necessary)
- RS-M8 tubular cable lug, 8 mm hole (Attention: no details length of sensor necessary)
- RS-M12 tubular cable lug, 12 mm hole (Attention: no details length of sensor necessary)

length of sensor

- X length of sensor 20 mm
- Y length of sensor 30 mm
- A length of sensor 50 mm
- B length of sensor 100 mm
- C length of sensor 150 mm
- D length of sensor 200 mm
- K length of sensor on customer's request (please specify length)

length of cable and material (observe temperature range)

- 00PVC specify length of cable (e. g. 02 = 2 m) / m, cable material PVC (temp. range standard up to +85°C)
- 00PUR specify length of cable (e. g. 02 = 2 m) / m, cable material PUR (temp. range up to +105°C)
- 00S specify length of cable (e. g. 02 = 2 m) / m, cable material silicone (temp. range up to +180°C)
- 00T specify length of cable (e. g. 02 = 2 m) / m, cable material Teflon (temp. range up to +260°C)
- 00GGVA specify length of cable (e. g. 02 = 2 m) / m, cable material glass silk with VA-coat (temp. range up to +400°C)

type of sensor and tolerance

- 1A2 1xPT100 2-wire class A
- 1A3 1xPT100 3-wire class A
- 1A4 1xPT100 4-wire class A
- 2A2 2xPT100 2-wire class A
- 2A3 2xPT100 3-wire class A
- 1(1/3DIN)3 1xPT100 3-wire 1/3 DIN tolerance
- 2(1/3DIN)3 2xPT100 3-wire 1/3 DIN tolerance
- 1A2/PT1000 1xPT1000 2-wire
- NI1000 1 x NI1000 sensor TK6180
- KTY81-110 1 x KTY81-110 sensor
- KTY81-210 1 x KTY81-210 sensor
- KX type of sensor and tolerance on customer's request

optional (several possible)

- HT high temperature version up to +400°C
(attention, only use cable material GGVA)
- NT low temperature version down to -200°C
(attention, only use cable material Teflon)
- S coordinated selection in pairs (order 2 separate sensors)
- KS with anti-kink spring
- WS with additional shrink tube transition sensor on cable
- WD waterproof sealed
- Vapor potted vapor-tight

temperature measurement

resistance thermometer YVT 412

features


- resistance thermometer as a pipe-mounted sensor
- sensor can be fitted with every clamp
- attachment for clamp assembly available
- food safe materials
- pipe clamps available on customer's request

technical specifications

- housing made of PEEK
- contact area made of stainless steel
- connection made of Teflon
- measurement 30x10x10mm (LxBxH)
- standard connection length: 3m
- temperature range: -50 °C to +110 °C
- high-temperature design: -50°C to +250°C
- extended ranges on request

application areas

- temperature measurement on pipelines
- temperature measurement on cases
- temperature measurement on surfaces
- no contact with the process
- assembly of the sensor possible at any time and anywhere



YVT412-A1-03-1A3

order-code YVT 412...

order example: YVT412-A1-03-1A3

configuration

- A1 standard
- HT high-temperature design, range max. to 250°C

cable length

- 00 please specify length (e. g. 03 = 3 m) / m

type of sensor and tolerance


- 1A2 1xPT100 class A 2-wire
- 1A3 1xPT100 class A 3-wire
- 1A4 1xPT100 class A 4-wire
- 2A2 2xPT100 class A 2-wire
- 2A3 2xPT100 class A 3-wire
- KX other types of sensor and tolerance on customer's request

temperature measurement

resistance thermometer YVT 452

features

- standard resistance thermometer without neck tube
- connection head made of plastics polyamide
- flat protective fitting without process connecting thread
- protective fitting adaptable with different clamp screw fittings
- protective fitting adaptable with different weld-in screwings
- available with tapered measuring point
- protective fitting screwed with connecting head
- temperature resistance PT100 directly constructed in protective fitting
- electrical connection on the board (clamps)
or programmable measuring transducer
- specials on request



YVT452-A1-A-1A3

technical specifications

- protective fitting of stainless steel 1.4571 (V4A)
- length of sensor selectable
- connecting box made of polyamide PA6
- size of box 58 x 64 x 35 mm
- type of protection IP 65
- standard temperature: -50 °C to +130 °C
- with measuring transducer: -40 °C to +85 °C

application areas

- temperature measurement in pipelines
- temperature measurement in cases
- temperature measurement at fast process demand
- easy replacement of the complete temperature sensor
- variable depth of sensor immersion

order-code YVT 452...

order example: YVT452-A1-A-1A2-KMU

position of gland of protective fitting (sensor)

- A1 protective fitting (sensor) below

mounting length

- A 50 mm mounting length
- B 100 mm mounting length
- C 150 mm mounting length
- D 200 mm mounting length
- E 250 mm mounting length
- F 300 mm mounting length
- G 350 mm mounting length
- H 400 mm mounting length
- K mounting length on customer's request (please specify length)

type of sensor and tolerance

- 1A2 1xPT100 class A 2-wire
- 1A3 1xPT100 class A 3-wire
- 1A4 1xPT100 class A 4-wire
- 2A2 2xPT100 class A 2-wire
- 2A3 2xPT100 class A 3-wire
- KX types of sensor and tolerance on customer's request

optional

- KMU with programmable measuring transducer

updated 01/2018

temperature measurement

resistance thermometer YVT 492

features

- resistance thermometer as infeed sensor for fish- and meatproducts industry
- length of cable, length of sensor and construction of cable selectable
- rugged construction
- flat protective fitting without process connection with infeed point

technical specifications

- protective fitting of V4A 1.4571
- protection class IP69K
- diameter of sensor 3 mm or 5 mm
- length of sensor selectable
- temperature range -50 °C to +200 °C (extended ranges on request)

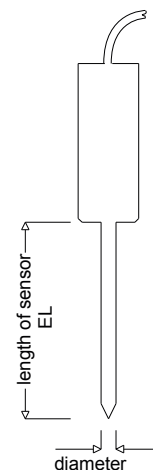
application areas

- measurement of core temperature at receipt of goods (food stuff)
- measurement of core temperature at cooling process
- measurement of core temperature at defrosting process
- measurement of core temperature at current process
- measurement of core temperature at cooking and ripening
- measurement at mobile use

new : heavy duty-design



the rugged



order-code YVT 492...

order example: YVT492-A1-02-A-200-3-1A3

type of grip

- A1 teflon grip
- B1 stainless steel grip
- B2 stainless steel grip with buckling protection spring (heavy duty)

length of cable

- XX specify length of cable (e. g. 02 = 2 m)

material of cable

- A teflon wire
- B silicon wire

length of sensor (specification without grip)

- XXX specify length of sensor (e. g. 200 = 200mm length of sensor without grip)

diameter of sensor (protective fitting)

- 3 diameter of sensor 3mm
- 5 diameter of sensor 5mm

type of sensor and tolerance

- 1A2 1xPT100 2-wire class A
- 1A3 1xPT100 3-wire class A
- 1A4 1xPT100 4-wire class A
- 2A2 2xPT100 2-wire class A
- 2A3 2xPT100 3-wire class A
- KX type of sensor and tolerance on request

temperature measurement

resistance thermometer YVT 512

features

- resistance thermometer for temperature measurement in flush version
- adaptable with sleeve socket- and process connection thread (see accessories)
- connection head made of V4A
- protective fitting fixed with connection head
- temperature resistance PT100 directly constructed in protective fitting
- electrical connection on board (clamps)
or programmable measuring transducer
- specials on request

technical specifications

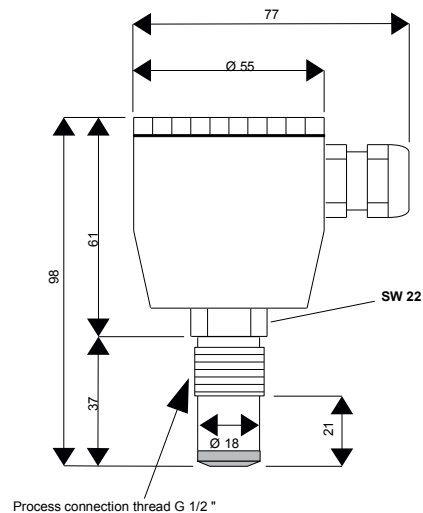
- protective fitting made of stainless steel 1.4404 respectively PEEK
- process connection thread G 1/2" A
- temperature ranges: -50 °C to +200 °C
(extended ranges on request)
- short reaction time
- tightening with max. 10-15 Nm

application areas

- temperature measurement in pipelines in the medium
- temperature measurement on pipelines (surface area)
- temperature measurement on cases
- temperature measurement on surfaces



YVT512-5-Z-1A



order-code YVT 512...

order example: YVT512-5-Z-1A-KMU (0-100 °C)

connection heads

- 5 stainless steel head standard with screw cap, with screwing, protection class IP69K
- 6 stainless steel head standard with screw cap, with M12-plug, protection class IP69K
- 15 stainless steel head extended design with screw cap, with screwing, protection class IP69K
- 16 stainless steel head extended design, with M12-plug, protection class IP69K

mounting type

- Z flush version

type of sensor and tolerance

- 1A 1xPT100 class A
- 2A 2xPT100 class A
- 1C 1xPT100 1/3 DIN
- 2C 2xPT100 1/3 DIN
- KX type of sensor and tolerance on customer's request

optional

- KMU with programmable measuring transducer (temperature range on request on preadjustment please specify)
- 2KMU with 2 programmable measuring transducer (head with extended design necessary, please specify the temperature range)

temperature measurement

resistance thermometer YVT 517

features

- resistance thermometer for temperature measurement in pipelines and cases
- temperature decoupled measuring point/protective fitting
- adaptable with sleeve socket and process connection (see accessories)
- connection head made of V4A
- protective fitting fixed with connection head
- temperature resistance PT100 directly constructed in protective fitting
- electrical connection on board (clamps)
- or programmable measuring transducer
- specials on request

technical specifications

- protective fitting made of stainless steel 1.4404 respectively PEEK
- process connection thread G 1/2" A
- temperature ranges: -50 °C to +200 °C (extended ranges on request)
- short reaction time
- less influences by environmental temperature
- tightening with max. 10-15 Nm



YVT517..XS YVT517..XR

application areas

- temperature measurement in pipelines in the medium
- temperature measurement on cases

order-code YVT 517...

order example: YVT517-16-XS-2A-2KMU (0-100 °C)

connection heads

- 5 stainless steel head standard with screw cap, with screwing, protection class IP69K
- 6 stainless steel head standard with screw cap, with M12-plug, protection class IP69K
- 15 stainless steel head extended design with screw cap, with screwing, protection class IP69K
- 16 stainless steel head extended design, with M12-plug, protection class IP69K

mounting type

- XR spherical measuring point, thermal decoupled
- XS tapered measuring point, thermal decoupled

type of sensor and tolerance

- 1A 1xPT100 class A
- 2A 2xPT100 class A
- 1C 1xPT100 1/3 DIN
- 2C 2xPT100 1/3 DIN
- KX type of sensor and tolerance on customer's request

optional

- KMU with programmable measuring transducer (temperature range on request on preadjustment please specify)
- 2KMU with 2 programmable measuring transducer (head with extended design necessary, please specify the temperature range)

updated 01/2018

temperature measurement

resistance thermometer YVT 532

features

- standard resistance thermometer with neck tube
- connection head made of stainless steel
- protective fitting on DIN 43 763
- available with tapered measuring point
- protective fitting pressed closed to connection head
- temperature resistance PT100 directly constructed in protective fitting
- electrical connection on board (clamps)
- or programmable measuring transducer
- specials on request

technical specifications

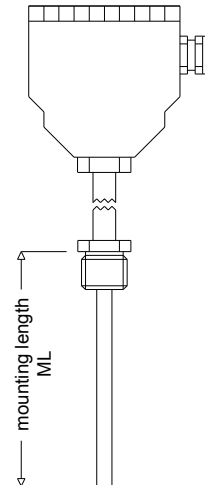
- protective fitting made of stainless steel 1.4571
- diameter 6 x 1 mm, other diameters on request
- process connection thread G 1/2" A
- temperature ranges: -50 °C to +400 °C (extended ranges on request)
- short reaction time

application areas

- temperature measurement in pipelines
- temperature measurement in cases
- temperature measurement in rough environments
- temperature measurement at fast process demand
- temperature measurement at high mechanical load



YVT532-5-B-HR100-1A-V0-KMU



order-code YVT 532...

order example: YVT532-5-A-HR50-2A-V3-KMU (0-100 °C)

connection heads

- 1 aluminium head standard, with screwing, protection class IP65
- 5 stainless steel head standard with screw cap, with screwing, protection class IP69K
- 6 stainless steel head standard with screw cap, with M12-plug, protection class IP69K
- J aluminium head small, form J, protection class IP65 (not available with measuring transducer)

mounting length

- A 50 mm mounting length
- B 100 mm mounting length
- C 150 mm mounting length
- D 200 mm mounting length
- E 250 mm mounting length
- F 300 mm mounting length
- G 350 mm mounting length
- H 400 mm mounting length
- K mounting length on customer's request (please specify length)

neck tube length

- HRXXX XXX neck tube length in mm (example HR50 = 50mm neck tube)

type of sensor and tolerance

- 1A 1xPT100 class A
- 2A 2xPT100 class A
- 1C 1xPT100 1/3 DIN
- 2C 2xPT100 1/3 DIN
- KX type of sensor and tolerance on customer's request

tapered measuring point

- V0 without taper
- V3 taper to 3 mm
- V4 taper to 4 mm

optional

- KMU with programmable measuring transducer (temperature range on request on preadjustment please specify)

updated 01/2018

temperature measurement

resistance thermometer YVT 542

features

- standard resistance thermometer without neck tube
- connection head made of stainless steel
- protective fitting on DIN 43 763
- available with tapered measuring point
- protective fitting pressed closed to connection head
- temperature resistance PT100 directly constructed in protective fitting
- electrical connection on board (clamps)
- or programmable measuring transducer
- specials on request

technical specifications

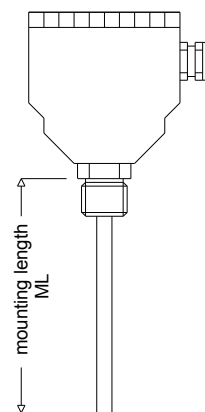
- protective fitting made of stainless steel V4A 1.4571
- diameter 6 x 1 mm, other diameters on request
- process connection thread G 1/2"A
- temperature ranges: -50 °C to +200 °C (extended ranges on request)
- short reaction time

application areas

- temperature measurement in pipelines
- temperature measurement in cases
- temperature measurement in rough environments
- temperature measurement at fast process demand
- temperature measurement at high mechanical load



YVT542-5-B-1A-V0-KMU



order-code YVT 542...

order example: YVT542-5-A-2A-V3-KMU (0-100 °C)

connection heads

- 1 aluminium head standard, with screwing, protection class IP65
- 5 stainless steel head standard with screw cap, with screwing, protection class IP69K
- 6 stainless steel head standard with screw cap, with M12-plug, protection class IP69K
- J aluminium head small, form J, protection class IP65 (not available with measuring transducer)

mounting length

- A 50 mm mounting length
- B 100 mm mounting length
- C 150 mm mounting length
- D 200 mm mounting length
- E 250 mm mounting length
- F 300 mm mounting length
- G 350 mm mounting length
- H 400 mm mounting length
- K mounting length on customer's request (please specify length)

type of sensor and tolerance

- 1A 1xPT100 class A
- 2A 2xPT100 class A
- 1C 1xPT100 1/3 DIN
- 2C 2xPT100 1/3 DIN
- KX type of sensor and tolerance on customer's request

tapered measuring point

- V0 without taper
- V3 taper to 3 mm
- V4 taper to 4 mm

optional

- KMU with programmable measuring transducer (temperature range on request on preadjustment please specify)

updated 01/2018

temperature measurement

resistance thermometer YVT 552

features

- standard resistance thermometer without neck tube
- connection head made of stainless steel
- flat protective fitting without process connection thread
- protective fitting adaptable with different clamp screw fittings
- protective fitting adaptable with different weld-in screwing
- available with tapered measuring point
- protective fitting pressed closed to connection head
- temperature resistance PT100 directly constructed in protective fitting
- electrical connection on board (clamps)
- or programmable measuring transducer
- specials on request



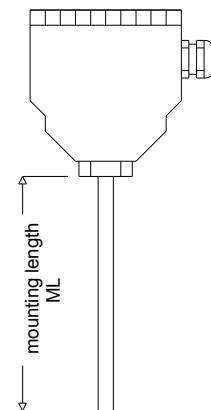
YVT552-5-B-1A-V0-KMU

technical specifications

- protective fitting made of stainless steel V4A 1.4571
- diameter 6 x 1 mm, other diameters on request
- with weld-in screwing asepted measuring points are possible
- temperature ranges: -50 °C to +200 °C (extended ranges on request)
- short reaction time

application areas

- temperature measurement in pipelines
- temperature measurement in cases
- temperature measurement at fast process demand
- changeable measuring element
- variable depth of sensor immersion



order-code YVT 552...

order example: YVT552-5-A-2A-V3-KMU (0-100 °C)

connection heads

- 1 aluminium head standard, with screwing, protection class IP65
- 5 stainless steel head standard with screw cap, with screwing, protection class IP69K
- 6 stainless steel head standard with screw cap, with M12-plug, protection class IP69K
- J aluminium head small, form J, protection class IP65 (not available with measuring transducer)

mounting length

- A 50 mm mounting length
- B 100 mm mounting length
- C 150 mm mounting length
- D 200 mm mounting length
- E 250 mm mounting length
- F 300 mm mounting length
- G 350 mm mounting length
- H 400 mm mounting length
- K mounting length on customer's request (please specify length)

type of sensor and tolerance

- 1A 1xPT100 class A
- 2A 2xPT100 class A
- 1C 1xPT100 1/3 DIN
- 2C 2xPT100 1/3 DIN
- KX type of sensor and tolerance on customer's request

tapered measuring point

- VO without taper
- V3 taper to 3 mm
- V4 taper to 4 mm

optional

- KMU with programmable measuring transducer (temperature range on request on preadjustment please specify)

updated 01/2018

temperature measurement

resistance thermometer YVT 572

features

- modular resistance thermometer for food industry
- adaptable with sleeve socket and process connection thread (see accessories)
- connection head made of stainless steel
- available with tapered measuring point
- protective fitting pressed closed to connection head
- temperature resistance PT100 directly constructed in protective fitting
- electrical connection on board (clamps)
or programmable measuring transducer
- specials on request



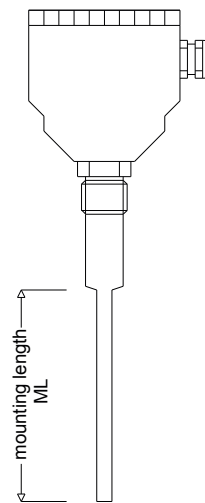
YVT572-5-B-1A-V0-KMU

technical specifications

- protective fitting made of stainless steel V4A 1.4571
- diameter 6 mm
- connection thread for sleeve socket and process connection threads G 1/2"
- temperature ranges: -50 °C to +200 °C
(extended ranges on customer's request)

application areas

- temperature measurement in pipelines
- temperature measurement in cases
- all food tangent applications
- temperature measurement at fast process demands



order-code YVT 572...

order example: YVT572-5-A-2A-V3-KMU (0-100 °C)

Connection heads

- 5 stainless steel head standard with screw cap, with screwing, protection class IP69K
- 6 stainless steel head standard with screw cap, with M12-plug, protection class IP69K

mounting length

- A 50 mm mounting length
- B 100 mm mounting length
- C 150 mm mounting length
- D 200 mm mounting length
- E 250 mm mounting length
- F 300 mm mounting length
- G 350 mm mounting length
- H 400 mm mounting length
- K mounting length on customer's request (please specify length)

type of sensor and tolerance

- 1A 1xPT100 class A
- 2A 2xPT100 class A
- 1C 1xPT100 1/3 DIN
- 2C 2xPT100 1/3 DIN
- KX types of sensor and tolerance on customer's request

tapered measuring point

- VO without taper
- V3 taper to 3 mm
- V4 taper to 4 mm

optional

- KMU with programmable measuring transducer (temperature range on request on preadjustment please specify)

updated 01/2018

temperature measurement

resistance thermometer YVT 582

features

- modular resistance thermometer for food industry
- adaptable with welding sleeves M12 (see accessories)
- connection head made of stainless steel
- available with tapered measuring point
- protective fitting pressed closed to connection head
- temperature resistance PT100 directly constructed in protective fitting
- electrical connection on board (clamps)
- or programmable measuring transducer
- specials on request

technical specifications

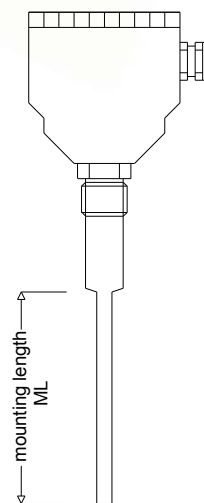
- protective fitting made of stainless steel V4A 1.4571
- diameter 6 mm
- connection thread for sleeve socket and process connection threads M12"
- temperature ranges: -50 °C to +200 °C
- (extended ranges on customer's request)

application areas

- temperature measurement in small pipelines
- all food tangent applications
- temperature measurement at fast process demands



YVT582-5-B-1A-VO



order-code YVT 582...

order example: YVT582-5-A-1A-V4-KMU (0-100 °C)

Connection heads

- 5 stainless steel head standard with screw cap, with screwing, protection class IP69K
- 6 stainless steel head standard with screw cap, with M12-plug, protection class IP69K

mounting length

- Y 20 mm mounting length
- A 50 mm mounting length
- B 100 mm mounting length
- C 150 mm mounting length
- D 200 mm mounting length
- E 250 mm mounting length
- F 300 mm mounting length
- G 350 mm mounting length
- H 400 mm mounting length
- K mounting length on customer's request (please specify length)

type of sensor and tolerance

- 1A 1xPT100 class A
- 2A 2xPT100 class A
- 1C 1xPT100 1/3 DIN
- 2C 2xPT100 1/3 DIN
- KX types of sensor and tolerance on customer's request

tapered measuring point

- VO without taper
- V3 taper to 3 mm
- V4 taper to 4 mm

optional

- KMU with programmable measuring transducer (temperature range on request on preadjustment please specify)

updated 01/2018

temperature measurement

resistance thermometer YVT 612

features

- modular resistance thermometer for food industry
- medium tangent, measurement flush version
- adaptable with sleeve socket and process connections (see accessories)
- process connection thread G1/2"
- short reaction time without reduced measuring point
- temperature resistance PT100 directly constructed in protective fitting
- electrical connection with M12-plug (connections see accessories)
- optional with programmable measuring transducer (same programm kit like at KMU100), output 4-20mA 2-wire
- specials on request
- **TOP:** optional measuring transducer can be parametrized and adjusted by the customer



YVT612-9-Z-1A

technical specifications

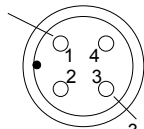
- protective fitting made of stainless steel V4A 1.4404 (316L) resp. V4A 1.4571
- temperature range: -50 °C to +150 °C (extended ranges on request)
- power supply at option measuring transducer 10...35VDC
- tightening with max. 10-15 Nm

application areas

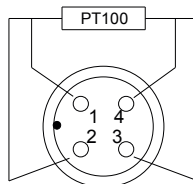
- temperature measurement in pipelines
- temperature measurement in cases
- temperature measurement in rough environments
- temperature measurement at fast process demand
- all food tangent applications
- compact construction, for cramped slots
- demands, where fast change without installation is requested
- low-cost measuring point

pin assignment

1 (brown)
+ voltage
10...35VDC

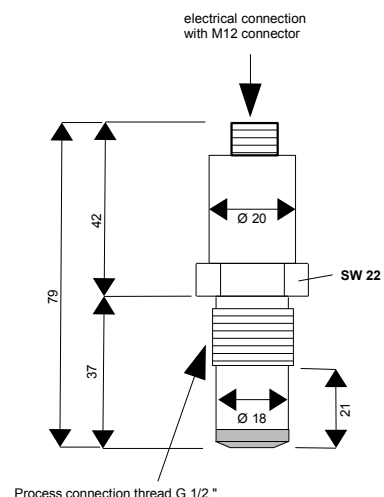


M12 plug with PMU



M12 plug (only PT100)

1 (brown)
2 (white)
3 (blue)
4 (black)



order-code YVT 612...

order example: YVT612-9-Z-1A-PMU (0-100 °C)

kind of connection

- 9 compact construction, directly with M12 plug, protection class IP69K

mounting type

- Z flush version

type of sensor and tolerance

- 1A 1xPT100 classe A
- KX other types of sensor and tolerance on customer's request

optional

- PMU with programmable measuring transducer (temperature ranges on request on preadjustment please specify)

temperature measurement

resistance thermometer YVT 617

features

- modular resistance thermometer for food industry
- adaptable with sleeve socket and process connections (see accessories)
- process connection thread G1/2"
- short reaction time without reduced measuring point
- temperature resistance PT100 directly constructed in protective fitting
- electrical connection with M12-plug (connections see accessories)
- optional with programmable measuring transducer (same programm kit like at KMU100), output 4-20mA 2-wire
- specials on request

technical specifications

- protective fitting made of stainless steel V4A 1.4404 (316L) resp. V4A 1.4571
- temperature range: -50 °C to +150 °C (extended ranges on request)
- power supply at option measuring transducer 10...35VDC
- tightening with max. 10-15 Nm



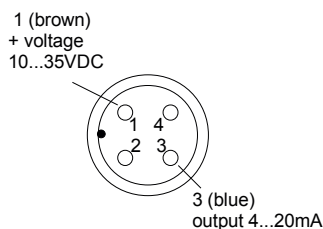
YVT617-9-...-1A-PMU

top: optional measuring transducer can be parametrized and adjusted by the customer (same programmable kit like at measuring transducer KMU 100)

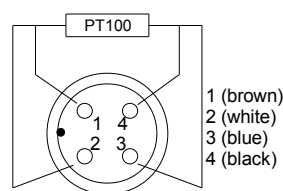
application areas

- temperature measurement in pipelines
- temperature measurement in cases
- temperature measurement in rough environments
- temperature measurement at fast process demand
- all food tangent applications
- compact construction, for cramped slots
- demands, where fast change without installation is requested
- low-cost measuring point

pin assignment



M12 plug with PMU



M12 plug (only PT100)

order-code YVT 617...

order example: YVT617-9-XS-1A-PMU (0-100 °C)

kind of connection

- 9 compact construction, directly with M12 plug, protection class IP69K

mounting type

- XR spherical measuring point, thermal decoupled
- XS tapered measuring point, thermal decoupled

type of sensor and tolerance

- 1A 1xPT100 classe A
- KX other types of sensor and tolerance on customer's request

optional

- PMU with programmable measuring transducer (temperature ranges on request on preadjustment please specify)

temperature measurement

resistance thermometer YVT 642

features

- resistance thermometer without neck tube
- short reaction time without reduced measuring point
- temperature resistance PT100 directly constructed in protective fitting
- electrical connection with M12-plug (connection see accessories)
- optional with programmable measuring transducer (same programm kit like at KMU100), output 4-20mA 2-wire
- specials on request



YVT642-9-A-1A-PMU

technical specifications

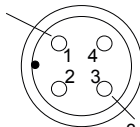
- protective fitting made of stainless steel V4A 1.4404 (316L) resp. V4A 1.4571
- diameter 6 x 1 mm, other diameters on request
- process connection thread G 1/2"A
- temperature ranges: -50 °C to +150 °C (extended ranges on request)
- power supply at option measuring transducer 10...35VDC

top: optional measuring transducer can be parametrized and adjusted by the customer (same programmable kit like at measuring transducer KMU 100)

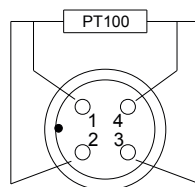
application areas

- temperature measurement in pipelines
- temperature measurement in cases
- temperature measurement in rough environments
- temperature measurement at fast process demand
- compact construction, for cramped slots
- demands, where fast change without installation is requested
- low-cost measuring point

1 (brown)
+ voltage
10...35VDC

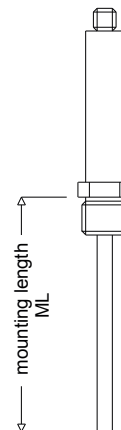


M12 plug with PMU



M12 plug (only PT100)

1 (brown)
2 (white)
3 (blue)
4 (black)



order-code YVT 642...

order example: YVT642-9-A-1A-PMU (0-100 °C)

kind of connection

- 9 compact construction, directly with M12-plug, protection class IP69K

mounting length

- A 50 mm mounting length
- B 100 mm mounting length
- C 150 mm mounting length
- D 200 mm mounting length
- E 250 mm mounting length
- F 300 mm mounting length
- K mounting length on customer's wish (please specify length)

type of sensor and tolerance

- 1A 1xPT100 class A
- KX other types of sensor and tolerance on customer's request

tapered measuring point

- V0 (without description) without taper
- V3 tapered to 3 mm
- V4 tapered to 4 mm

optional

- PMU with programmable measuring transducer (temperature ranges on request on preadjustment please specify)
- SPMU with programmable measuring transducer, pin configuration on customers request

updated 01/2018

temperature measurement

resistance thermometer YVT 652

features

- standard resistance thermometer without neck tube
- flat protective fitting without process connection thread
- protective fitting adaptable with different clamp boltings
- protective fitting adaptable with different weld-in screwing
- short reaction time without reduced measuring point
- temperature resistance PT100 directly constructed in protective fitting
- electrical connection with M12-plug (connections see accessories)
- optional with programmable measuring transducer (same programmable kit like at KMU100), output 4-20mA 2-wire
- specials on request

technical specifications

- protective fitting made of stainless steel V4A 1.4404 (316L) resp. V4A 1.4571
- diameter 6 x 1 mm, other diameters on request
- temperature range: -50 °C to +150 °C (extended ranges on request)
- power supply at option measuring transducer 10...35VDC

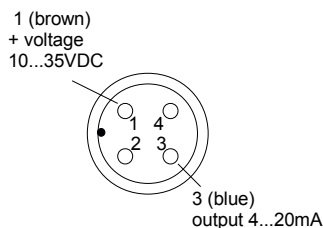


YVT652-9-A-1A-PMU

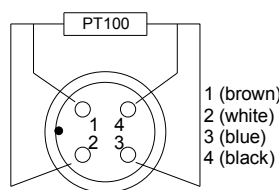
top: optional measuring transducer can be parametrized and adjusted by the customer (same programmable kit like at measuring transducer KMU 100)

application areas

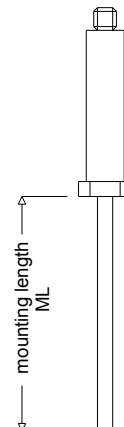
- temperature measurement in pipelines
- temperature measurement in cases
- temperature measurement in rough environments
- temperature measurement at fast process demand
- compact construction, for cramped slots
- demands, where fast change without installation is requested
- low-cost measuring point



M12 plug with PMU



M12 plug (only PT100)



order-code YVT 652...

order example: YVT652-9-A-1A-PMU (0-100 °C)

kind of connection

- 9 compact construction, directly with M12-plug, protection class IP69K

mounting length

- A 50 mm mounting length
- B 100 mm mounting length
- C 150 mm mounting length
- D 200 mm mounting length
- E 250 mm mounting length
- F 300 mm mounting length
- K mounting length on customer's wish (please specify length)

type of sensor and tolerance

- 1A 1xPT100 class A
- KX other types of sensor and tolerance on customer's request

tapered measuring point

- V0 (without description) without taper
- V3 tapered to 3 mm
- V4 tapered to 4 mm

optional

- PMU with programmable measuring transducer (temperature ranges on request on preadjustment please specify)

updated 01/2018

tgm grpturgngpsurgmnt

rgsistpncgðhgrmmtgrVT 672e

fgpturgs

- modulprægsistpncgðhgrmmtgrðforðoodændustrK
- pdp tpj lgðithðlsgg' ðocytgðnde rocgssæonngctionðhrpððsggðccgssorigsk
- rocgssæonngctionðhrpðð 9ML
- shortgpcctionðimgð ithoutgducgdængpsurinae oint
- tgm grpturgngpsistpncgðMT900ðirgctlkæconstructgdæne rotgcti' gðittina
- glgctriclæonngctionð ithðU 91- luaðconngctionssggðccgssorigsk
- o tionlððithe roarpmpj lgængpsurinaðrpsducgr
- °spmge roarpmmeyitðiygðtðXU(900køut utð-10mPøl-birg
- s gciplsængwugst

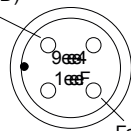
tgchnicplæ gcifictionse

- rotgcti' gðittinaempdgðfstpinlgssæstgglø 4Pø.4404øF96Gk
- rgs .ø74Pø.42/ 9
- dipmgtgrðððemm,øthgrðipmgtgrsængwugst
- tgm grpturgngpnag:ø20øð ðøø 920øð
- °gxtgndgdæpnagsængwugstk
- obgræsu lkæpæ tionængpsurinaðrpsducgrø0...F27B)

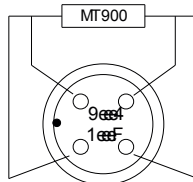
p licptionørgpse

- tgm grpturgngpsurgmntæne i glings
- tgm grpturgngpsurgmntæneæpsgs
- tgm grpturgngpsurgmntæneouahgñ' ironmgnts
- tgm grpturgngpsurgmntæntðpste rocgssægmnd
- foodæpnagntø licption
- com pctæconstruction,ðorærpm gðslots
- dgmpnds,ð hgrgðpstechnagð ithoutænstpllionæsgwugstgd
- lob-costængpsurinae oint

øðj rob nk
" ø oltpag
90...F27B)

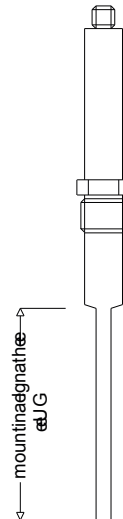


U91e luaðithðMU(



U91e luaðonlkæMT900k

9øj rob nk
1øb hitgk
Føj lugk
4øj lpcyk



ordgr-codgøVT 672...e

ordgræxpm lg: YVT672-A-P-9P-MU(ø0-900øð) k

yindæconngctione

- A com pctæconstruction,ðirgctlkæ ithðU 91e lua, e rotgctionælpssðM6AX

mountinaðgnathæ

- P 20mmæmountinaðgnath
- 5 900mmæmountinaðgnath
-) 920mmæmountinaðgnath
- B 100mmæmountinaðgnath
- D 120mmæmountinaðgnath
- E F00mmæmountinaðgnath
- X mountinaðgnathææcustomgrððishø lgpsgæ gciflkægnathk

tK gøfsgnsorøndðolgrpncge

- 9P 9xMT900ælpssgðP
- X' øthgrðK gøfsgnsorøndðolgrpncgææcustomgrðsgwugst

tp grgdængpsurinae ointe

- 70øbithoutgscri tionk bithoutðp gr
- 7F tp grgdøøFømm
- 74 tp grgdøø4ømm

o tionple

- MU(bithø roarpmpj lgængpsurinaðrpsducgrøtgm grpturgngpnagsængwugstøne rgpdSistmgnte lgpsgæ gciflkæ

u dptgdø9M09z

temperature measurement

resistance thermometer YVT 682

features

- modular resistance thermometer for food industry
- adaptable with welding sleeves M12 (see accessories)
- process connection thread **M12**
- short reaction time without reduced measuring point
- temperature resistance PT100 directly constructed in protective fitting
- electrical connection with M12-plug (connections see accessories)
- optional with programmable measuring transducer (same programm kit like at KMU100), output 4-20mA 2-wire
- specials on request



YVT682-9-Y-1A-VO

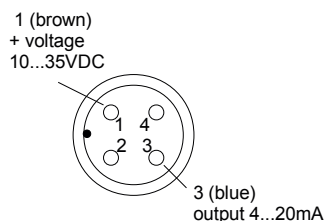
technical specifications

- protective fitting made of stainless steel V4A 1.4404 (316L) resp. V4A 1.4571
- diameter 6 x 1 mm, other diameters on request
- temperature range: -50 °C to +150 °C (extended ranges on request)
- power supply at option measuring transducer 10...35VDC

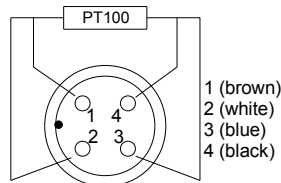
top: optional measuring transducer can be parametrized and adjusted by the customer (same programmable kit like at measuring transducer KMU 100)

application areas

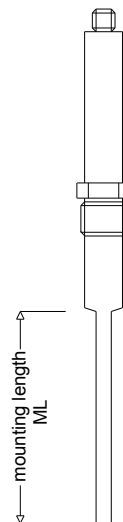
- temperature measurement in small pipelines
- temperature measurement in rough environments
- temperature measurement at fast process demand
- food tangent application
- compact construction, for cramped slots
- demands, where fast change without installation is requested
- low-cost measuring point



M12 plug with PMU



M12 plug (only PT100)



order-code YVT 682...

order example: YVT682-9-Y-1A-V4-PMU (0-100 °C)

kind of connection

- 9 compact construction, directly with M12 plug, protection class IP69K

mounting length

- Y 20 mm mounting length
- A 50 mm mounting length
- B 100 mm mounting length
- C 150 mm mounting length
- D 200 mm mounting length
- E 250 mm mounting length
- F 300 mm mounting length
- K mounting length on customer's wish (please specify length)

type of sensor and tolerance

- 1A 1xPT100 classe A
- KX other types of sensor and tolerance on customer's request

tapered measuring point

- V0 (without description) without taper
- V3 tapered to 3 mm
- V4 tapered to 4 mm

optional

- PMU with programmable measuring transducer (temperature ranges on request an preadjustment please specify)

updated 01/2018

temperature measurement

resistance thermometer YVT 702

features

temperature sensor

- resistance thermometer as cable sensor
- sensor diameter, sensor length and cable length selectable
- straight thermowell without process connection
- adaptable with compression fittings and thermowells

transmitter and display head

- plastic housing with display free programmable in rotatable head
- input PT100 and thermocouple
- 4 ... 20mA output and 2 switching outputs PNP
- display can be mirror
- comprehensive setting
- already preset upon request



YVT702-50-6-A-6-02S-1A3-VES-HW

technical specifications temperature sensor

- protective fitting made of stainless steel 1.4571 (V4A)
- connection cable PVC, PUR, silicone, teflon or GGVA
- temperature range: the medium -50 ° C to +400 ° C (depending on cable material, extended ranges on request)
- PT100 class A

technical specifications transmitter and display head FG200T

input	PT100 or thermocouple (programmable)
display range	-9999...+9999
digit height	8,5mm
display	red 7-segment LED display 4 digits rotatable about 330 °, display mirror-imaged
damping	0,0...999,9s adjustable
resolution	16 Bit
accuracy	+/-0,2% of measuring range +/- 1 digit
setting	wide range of options such as display scale, display area, decimal point, units, TAG number, etc.
switching outputs	2 PNP, maximum load for each 200mA galvanically isolated from the measuring amplifier
display switching point	per 1 x red LED
setting	separated switching point and hysteresis adjustable with 3 buttons on the unit
power supply	12...40VDC, HART-current loop
temperature range	working range -40...+85°C storage -40°C...100°C
electrical connection	M12-connector 5-pole
material	housing body PTB GF30 display shell: polycarbonate
weight	approx 70g without probe
mounting position	any
protection	min. IP65, depending on the connection cable also higher

application areas

- temperature measurement in mechanical and plant engineering
- temperature measurement, monitoring in heating circuits
- temperature measurement, monitoring in refrigeration circuits
- temperature measurement in heating, air conditioning and ventilation systems
- simple 2-point control in the field

temperature measurement


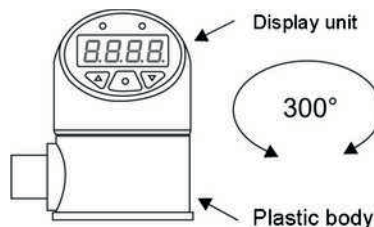
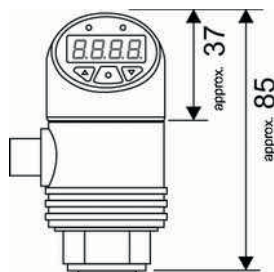
resistance thermometer YVT 702

dimensions

transmitter/display head

rotate display head

resistance thermometer



order-code YVT 702...

order-example: YVT702-50-6-A-02S-1A3-VES-HW

connection head

-50 transmitter and display head, free programmable type FG200T

sensor diameter

- 4 sensor diameter 4 mm
- 5 sensor diameter 5 mm
- 6 sensor diameter 6 mm
- 8 sensor diameter 8mm (length only 50mm possible)
- 9 sensor diameter 9 mm

sensor length

- X sensor length 20 mm
- Y sensor length 30 mm
- A sensor length 50 mm
- B sensor length 100 mm
- C sensor length 150 mm
- D sensor length 200 mm
- K sensor length on customer requirements (please specify length)

cable length and material

- 00PVC specify cable length (e. g. 02 = 2 m) / m, cable material PVC
- 00PUR specify cable length (e. g. 02 = 2 m) / m, cable material PUR
- 00S specify cable length (e. g. 02 = 2 m) / m, cable material silicone
- 00T specify cable length (e. g. 02 = 2 m) / m, cable material teflon
- 00GGVA specify cable length (e. g. 02 = 2 m) / m, cable material fibre glass with VA-jacket

sensor type and tolerance

- 1A3 1xPT100 3-wire class A
- 2A3 2xPT100 3-wire class A
- KX sensor types or tolerances on customer request

connecting sensor to transmitter/display head

- VES cable gland, sensor securely connected
- M12 M12 plug
- KK connection on customer requirements

optional (multiple responses possible)

- HT high temperature version up to + 400 ° C
(Attention, only cable material GGVA use)
- HW bracket for wall mounting of the head

updated 01/2018

temperature measurement

resistance thermometer YVT 742

features

temperature sensor

- standard resistance thermometer without neck tube
- temperature resistance PT100 directly constructed in protective fitting
- various process connections and diameters available

transmitter and display head

- plastic housing with display free programmable in rotatable head
- input PT100 and thermocouple
- 4 ... 20mA output and 2 switching outputs PNP
- display can be mirror
- comprehensive setting
- already preset upon request



YVT742-50-B-6-C-1A

technical specifications temperature sensor

- protective fitting made of stainless steel 1.4571
- diameter 6x1mm or 9x1mm, other diameters on request
- process connection G1 / 4", G1 / 2" A, others on request
- temperature range: the medium -50 ° C to +200 ° C
- PT100 class A
- short response time

technical specifications transmitter and display head FG200T

input	PT100 or thermocouple (programmable)
display range	-9999...+9999
digit height	8,5mm
display	red 7-segment LED display 4 digits rotatable about 330 °, display mirror-imaged
damping	0,0...999,9s adjustable
resolution	16 Bit
accuracy	+/-0,2% of measuring range +/- 1 digit
setting	wide range of options such as display scale, display area, decimal point, units, TAG number, etc.
switching outputs	2 PNP, maximum load for each 200mA galvanically isolated from the measuring amplifier
display switching point	per 1 x red LED
setting	separated switching point and hysteresis adjustable with 3 buttons on the unit
power supply	12...40VDC, HART-current loop
temperature range	working range -40...+85°C storage -40°C...100°C
electrical connection	M12-connector 5-pole
material	housing body PTB GF30 display shell: polycarbonate
weight	approx 70g without probe
mounting position	any
protection	min. IP65, depending on the connection cable also higher

application areas

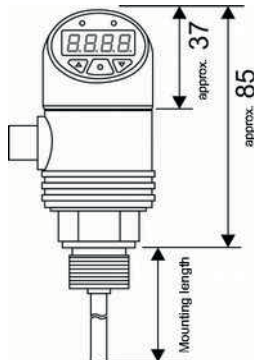
- temperature measurement in mechanical and plant engineering
- temperature measurement, monitoring in heating circuits
- temperature measurement, monitoring in refrigeration circuits
- temperature measurement in heating, air conditioning and ventilation systems
- simple 2-point control in the field

temperature measurement

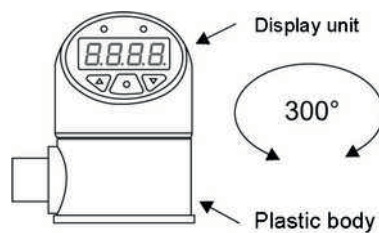
resistance thermometer YVT 742

dimensions

transmitter/display head



rotate display head



order-code YVT 742...

order example: YVT742-50-X-6-C-1A (0-100 °C)

connection head

-50 transmitter and display head, free programmable type FG200T

mounting length

- Y 20 mm mounting length (only possible with 6mm diameter and process connection 1/4 ")
- X 30 mm mounting length (only possible with 6mm diameter and process connection 1/4 ")
- A 50 mm mounting length
- B 100 mm mounting length
- C 150 mm mounting length
- D 200 mm mounting length
- E 250 mm mounting length
- F 300 mm mounting length
- G 350 mm mounting length
- H 400 mm mounting length
- K mounting length on customer request (please specify length)

sensor diameter

- 6 diameter 6mm
- 9 diameter 9mm

process connection

- C G1/4" thread
- D G1/2" thread

sensor type, tolerance, output

- 1A 1xPT100 class A, output 4...20mA, 2 switching outputs, display
- KX sensor types or tolerances on customer request

temperature measurement

resistance thermometer YVT 752

features

temperature sensor

- standard resistance thermometer without neck tube
- temperature resistance PT100 directly constructed in protective fitting
- without process connection
- adaptable with compression fittings and thermowells

transmitter and display head

- plastic housing with display free programmable in rotatable head
- input PT100 and thermocouple
- 4 ... 20mA output and 2 switching outputs PNP
- display can be mirror
- comprehensive setting
- already preset upon request



YVT752-50-B-6-1A

technical specifications temperature sensor

- protective fitting made of stainless steel 1.4571
- diameter 6x1mm, other diameters on request
- temperature range: the medium -50 ° C to +200 ° C
- PT100 class A
- short response time

technical specifications transmitter and display head FG200T

input	PT100 or thermocouple (programmable)
display range	-9999...+9999
digit height	8,5mm
display	red 7-segment LED display 4 digits rotatable about 330 °, display mirror-imaged
damping	0,0...999,9s adjustable
resolution	16 Bit
accuracy	+/-0,2% of measuring range +/- 1 digit
setting	wide range of options such as display scale, display area, decimal point, units, TAG number, etc.
switching outputs	2 PNP, maximum load for each 200mA galvanically isolated from the measuring amplifier
display switching point	per 1 x red LED
setting	separated switching point and hysteresis adjustable with 3 buttons on the unit
power supply	12...40VDC, HART-current loop
temperature range	working range -40...+85°C storage -40°C...100°C
electrical connection	M12-connector 5-pole
material	housing body PTB GF30 display shell: polycarbonate
weight	approx 70g without probe
mounting position	any
protection	min. IP65, depending on the connection cable also higher

application areas

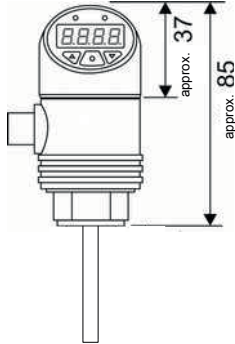
- temperature measurement in mechanical and plant engineering
- temperature measurement, monitoring in heating circuits
- temperature measurement, monitoring in refrigeration circuits
- temperature measurement in heating, air conditioning and ventilation systems
- simple 2-point control in the field

temperature measurement

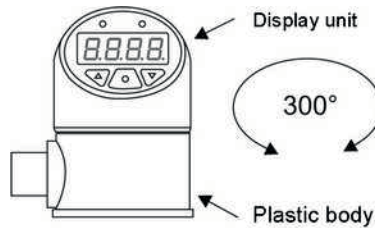
resistance thermometer YVT 752

dimensions

transmitter/display head



rotate display head



order-code YVT 752...

order example: YVT752-50-X-6-1A (0-100 °C)

connection head

-50 transmitter and display head, free programmable type FG200T

mounting length

- X 30 mm mounting length
- A 50 mm mounting length
- B 100 mm mounting length
- C 150 mm mounting length
- D 200 mm mounting length
- E 250 mm mounting length
- F 300 mm mounting length
- G 350 mm mounting length
- H 400 mm mounting length
- K mounting length on customer request (please specify length)

sensor diameter

-6 diameter 6mm

sensor type, tolerance, output

- 1A 1xPT100 class A, output 4...20mA, 2 switching outputs, display
- KX sensor types or tolerances on customer request

level measurement

level switch HIU 322

features

- level switch for allfluid types
- measuring principle oscillation fork
- robust design in a housing made of stainless steel
- definated position of the forks by indication on the outside
- compact design

technical specifications

- housing made of stainless steel 1.4305
- medium- tangent components (forks) made of stainless steel 1.4571
- process connection G1" screw-in thread
- electrical connection with plug ISO4400 or optional fixed cable connection
- protection class IP65K(with plug), IP68 with cable connection
- auxiliary supply 12...55 VDC, max. current 350 mA at 55 VDC
- auxiliary supply 20-255 VAC 50/60 Hz, max. current 350 mA
 - min. current 10 mA at 255 VAC
 - min. current 25 mA at 24 VAC
- switching function full/empty by polarity of auxiliary supply
- temperature range -40...+130°C
- max. operating pressure 6 bar, other types on request
- with switching status LED, bicolored



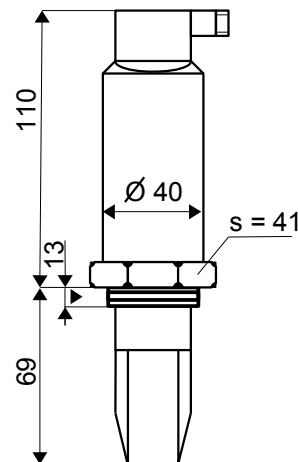
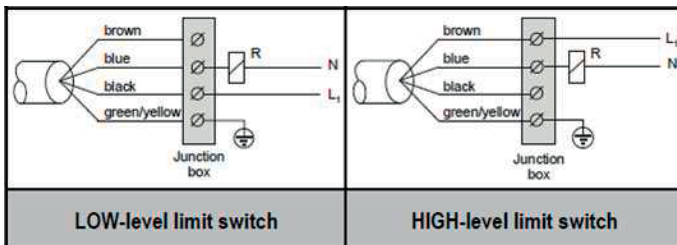
HIU322-A0-1-A-1-A

application areas

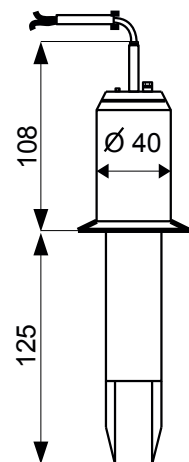
- fill level detection in cases and pipelines
- protection against dry running
- protection against overfilling
- empty-/full announcement

safety indication and connection chart cable device AC- design

attention: Never use the AC-devices without load !!



HIU322-A0-1-A...



HIU322-A3-1-B...

order-code HIU 322...

order example: HIU322-A0-1-A-1-A

electrical connection

- A0 plug ISO4400
- A3 with fixed cable connection 3m
- A5 with fixed cable connection 5m
- AXX cable length on request, please specify length in meter

design of oscillation forks

- 1 stainless steel buffed

length of oscillation forks

- A short design (length of the forks 39 mm)
- B standard design (length incl. thread 126 mm)

process connection

- 1 G1" screw-in thread

output electronic system

- A 2-wire AC 20-255 standard design
- B 3-wire DC PNP/NPN, 12-55 VDC

updated 01/2018

level measurement

level switch HIU 342

features

- level switch for allfluid types
- measuring principle oscillation fork
- robust design with a connection head made of stainless steel
- defined position of the forks by indication on the outside

technical specifications

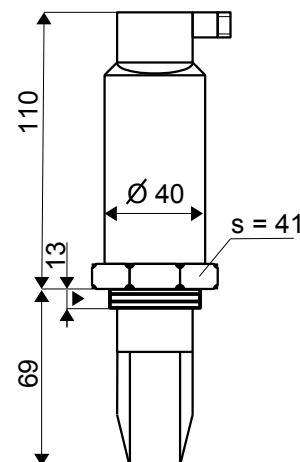
- housing made of stainless steel 1.4305
- medium- tangent components (forks) made of stainless steel 1.4571
- process connection G1" screw-in thread
- electrical connection with plug ISO4400 or optional fixed cable connection or stainless steel connection head with bolting or M12-plug
- protection class IP65(with plug), IP68 with cable connection, IP69K with E-head
- auxiliary supply 12...55 VDC, max. current 350 mA at 55 VDC
- auxiliary supply 20-255 VAC 50/60 Hz, max. current 350 mA
min. current 10 mA at 255 VAC
min. current 25 mA at 24 VAC
- switching function full/empty by polarity of auxiliary supply
- temperature range -40...+130°C
- max. operating pressure 6 bar, other types on request
- with switching status LED, bicolored

application areas

- fill level detection in cases and pipelines
- protection against dry running
- protection against overfilling
- empty-/full announcement



HIU342-6-1-A-1-B



order-code HIU 342...

order example: HIU342-60-1-C190-1-B

connection head

- 5 connection head stainless steel standard with screwing
- 6 connection head stainless steel standard with M12-plug on the side
- 60 connection head stainless steel standard with M12-plug in the cover plate
- A0 plug ISO4400
- A3 with fixed cable connection 3m
- A5 with fixed cable connection 5m
- AXX cable length on request, please specify length in meter

design of oscillation forks

- 1 stainless steel buffed
- 2 stainless steel high gloss buffed
- 3 PTFA-coated

length of oscillation forks

- A short design (length of the forks 39 mm)
- B standard design (length incl. thread 126 mm)
- CXX extended design (up to 3 m possible) please specify length in 100mm steps

process connection

- 1 G1" screw-in thread

output electronic system

- A 2-wire AC 20-255 (**not** possible with connection head stainless steel)
- B 3-wire DC PNP/NPN, 12-55 VDC

updated 01/2018

level measurement

level switch HIU 422

features

- level switch for all fluid types
- measuring principle oscillation fork
- **robust design with connection head**
- defined position of the forks by indication on the outside
- universal voltage design

technical specifications

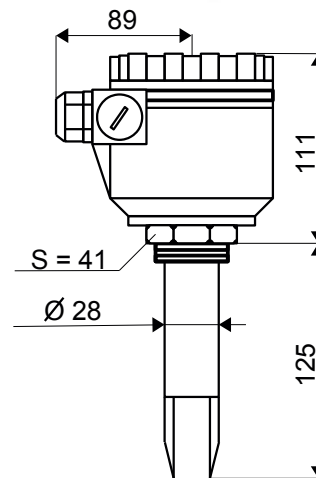
- medium-tangent components (forks) made of stainless steel 1.4571 or PFA-coated
- different process connections
- electrical connection with connection head made of aluminium or plastics
- bolting 2 x M 20 x 1,5
- protection class IP67
- auxiliary supply 20...60 VDC or 20-255 VAC 50/60 Hz
- relay output 1 250VAC, 8A // relay output 2 250VAC 6A
- switching function full/empty by circuit breaker
- temperature range -40...+130°C
- max. operating pressure 6 bar, other types on request
- with switching status LED, bicolored

application areas

- fill level detection in cases and pipelines
- protection against dry running
- protection against overfilling
- empty-/full announcement



HIU422-7...



HIU422-7-1-B-1...

order-code HIU 422...

order example: HIU422-7-1-C10-1-C

connection head

- 1 aluminium head standard coated
- 7 head made with plastics PBT

design of oscillation forks

- 1 stainless steel buffed
- 2 stainless steel glossy finish
- 3 PFA-coated

length of oscillation forks

- A short design (length of the forks 39 mm)
- B standard design (length incl. thread 128 mm)
- CXX extended design (length up to 3 m possible), please specify length in 100mm steps instead of XX

process connection

- 1 G1" screw-in thread
- 2 triclamp 1 1/2"
- 3 triclamp 2"
- 4 milk pipe screwing DN40 DIN11851
- 5 milk pipe screwing DN50 DIN11851

output electronic system

- C 1 x relay output
- D 2 x relay output

level measurement

continual capacitive level measurement MHO 422

features

- continual level measurement for fluids in tanks and cases
- high measuring ranges from 200...3000mm possible
- G1" connection thread or process connection
- with coaxial reference probe applicable for plastics tanks
- applicable for many media
- detachable display
- with display 32 point-linearization possible

technical specifications

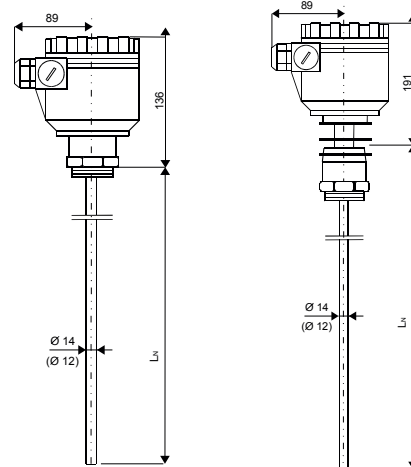
- sensor rod made of stainless steel 1.4301 mit PTFA isolation
- electrical connection mit connection head made of aluminium or plastics
- screwing 2 x M20 x 1,5
- protection type of the head IP 67
- auxiliary supply 10,5...36 VDC
- analog output 4-20 mA 2-wire
- accuracy: 0,3% of the adjusted measuring range
- temperature range connection head plastics -25°C...+70°C
connection head aluminium -30°C...+70°C
with display -25°C...+70°C
- temperature range process standard design: -30°C...130°C
high temperature design: -30°C...200°C
- conductive medium like water: dielectric coefficient not critical
- non-conductive medium like oil: dielectric coefficient has to be >1.5
- max. operating pressure 40bar, other types on request
- easy parameterization about 4 keys (basic model without display)
- with optional display further features like 32 points linearization, Bargraph a.s.o.

application areas

- level measurement in cases and tanks
- level measurement reservoirs



MHO422-7-1...



MHO422...A...

MHO422...B...

order-code MHO 422...

order example: MHO 422-7-1-A-500-1-1

connection head

- 1 aluminium head standard buffed
- 7 plastics connection head PBT

display handling

- 0 without display
- 1 with display

design temperature decoupling

- A standard up to 130°C temperature of the medium
- B high temperature design up to 200°C temperature of the medium with temperature decoupling

length of rod

-XXX length of rod (please specify in mm, for example 300mm mounting length (min. 200mm, max. 3000mm))

process connection

- 1 G1" screw-in thread
- 2 triclamp 1 1/2"
- 3 triclamp 2"
- 4 milk pipe screwing DN40 DIN11851
- 5 milk pipe screwing DN50 DIN11851

output electronic

- 1 analog output 4...20mA 2-wire

level measurement

level evaluation module PC 3

features

- level evaluation module for assembly in connection heads
- conductive measuring methods
- measuring areas adjustable jumper
- module completely sealed
- direct connection to PLC
- full/empty announcement changeable by Jumper

technical specifications

- housing made of PA6.6
- temperature range -10...80°C
- auxiliary supply 15...35VDC, max. 70mA
- electrode voltage 2VAC, 500Hz
- measuring ranges 0,1K, 1K, 10K, 100K
- output active commensurate to auxiliary voltage
- output max. 50mA
- switching deceleration approx. 0,5s
- dimensions 44mm(D)x22mm incl. clamps



PC 3

setting-up advices

adjustment of sensibility

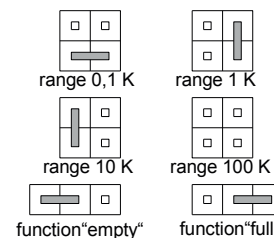
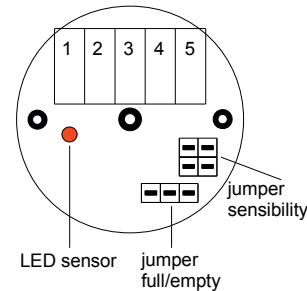
1. cover probe with medium to be measured
2. put jumper „sensibility“ to position 0,1k
3. if LED „probe“ doesn't light, please choose censecutiveley 1k, 10k, 100k till LED „probe“ lights

adjustment of full-/empty announcement

Attention!!! there has always to be put a jumper for one function
 Function „full“: electrode is covered = output active
 Function „empty“: electrode is free = output active

connection

- 1 = earth (probe)
- 2 = electrode (probe)
- 3 = active output (24VDC)
- 4 = + auxiliary supply (15...35VDC)
- 5 = - auxiliary supply



order-code PC3

order example: PC3

level measurement

level evaluation module PC 4

features

- level evaluation module for assembly in connection heads
- conductive measuring methods
- measuring areas adjustable by digital control input
- module completely sealed
- direct connection to PLC
- full/empty announcement changeable by pole change

technical specifications

- housing made of PA6.6
- temperature range -10...80°C
- auxiliary supply 8...35VDC, max. 50mA
- electrode voltage 2VAC, 500Hz
- measuring areas 1K, 5K, 20K
- output active commensurate to auxiliary supply
- output max. 30mA
- switching deceleration approx. 0,5s
- dimensions 44mm(D)x22mm incl. clamps



PC4

setting-up advices

adjustment of sensibility

1. cover probe with medium to be measures
2. put control input „sensibility“ to position 1k schalten
3. if LED „output“ doesn't light, please choose censecutively 5k, 20k till LED „output“ lights

adjustment of full-/empty announcement

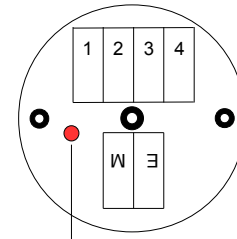
the change over of function full-/empty announcement is carried out by pole change of supply voltage.

KL1+, KL2- function „full“: electrode is covered = output active
KL1-, KL2+ function „empty“: electrode is free = output active

connection

- 1 = supply voltage
- 2 = supply voltage
- 3 = active output (24VDC)
- 4 = control input sensibility

M = earth connection (barrier of case)
E = electrode connection



LED output

sensibility

clamp 4
0V = range 1 K
unswitched = range 5 K
24V = range 20K

function full/empty

clamp 1,2
function full = clamp1 + clamp2 -
function empty = clamp1 - clamp2 +

order-code PC4

order example: PC4

level measurement

level switch PIU 272

features

- level switch for fluid types
- aseptic measuring point by process connection thread M12 for modular welded sleeve- and process connection system
- EHEDG-conform, food safe material
- **starting an adjustment by PC not necessary**
- defined position of screwing

technical specifications

- connection head made of stainless steel 1.4305
- food tangent sensor made of PEEK
- process connection M12 modular system
- electrical connection with screwing or optional M12-plug
- protection class IP69K
- auxiliary supply 12...35VDC
- output signal active, max 50mA, short-circuit proof
- switching function full/empty by polarity of auxiliary supply
- temperature range 0...140°C process temperature for 30min
- high temperature design with neck tube optional
- temperature range connection head -20°C to +80°C
- max. operating pressure 10bar
- optional with switching status LED

application areas

- fill level detection in cases and pipelines from DN15
- dry running condition protection
- empty-/full announcement



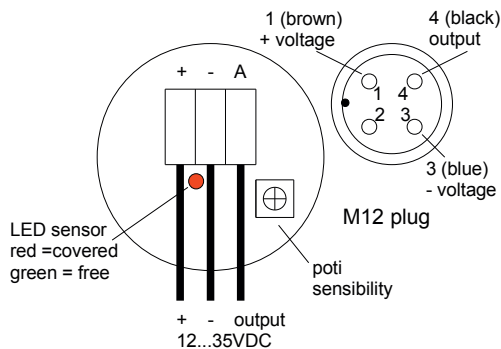
PIU 272



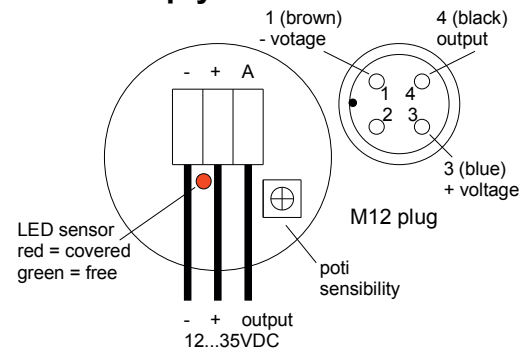
M12-leak-proof system

**We make it „robust“!!
sealed electronic**

Full announcement



empty announcement



order-code PIU 272...

order example: PIU272-5-A-1

connection heads

- 5 stainless steel head standard with screwing
- 6 stainless steel head standard with M12-plug

design

- A standard design

optional

- 1 standard design
- 2 with extern switching status LED

updated 01/2018

level measurement

level switch PIU 372

features

- level switch for fluid types
- aseptic measuring point by process connection thread G 1/2" for modulare welded sleeve- and process connection system
- EHEDG-conform, food safe material
- **starting and adjustment by PC not necessary**
- definated position of screwing

technical specifications

- connection head made of stainless steel 1.4305
- food tangent sensor made of PEEK
- process connection G1/2" modulare system
- electrical connection with screwing or optional M12-plug
- protection class IP69K
- auxiliary supply 12...35VDC
- output signal active, max 50mA, short-circuit proof
- switching function full/empty by polarity of auxiliary supply
- temperature range 0...140°C process temperature for 30min
- high temperature design with neck tube optional
- temperature range connection head -20°C to +80°C
- max. operating pressure 10bar
- optional with switching status LED
- optional with neck tube for assembly in isolated cases or the like

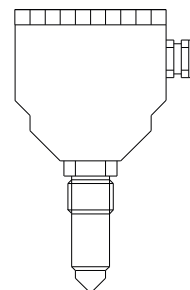
application areas

- fill level detection in cases and pipelines
- dry running condition protection
- empty-/full announcement

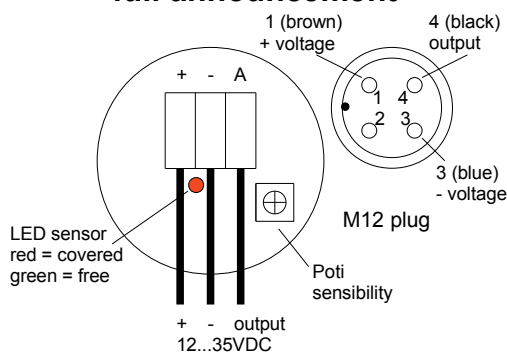


PIU372-5-A-1

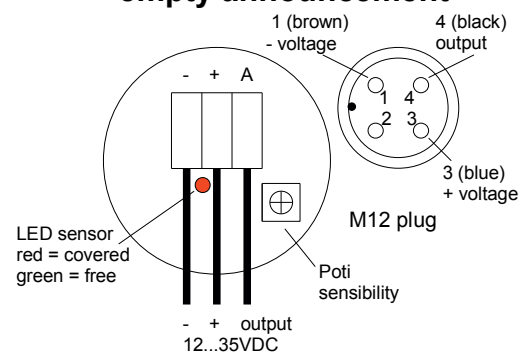
**We make it „robust“!!
sealed electronic**



full announcement



empty announcement



order-code PIU 372...

order example: PIU372-5-A-1

connection heads

- 5 stainless steel head standard with screwing
- 6 stainless steel head standard with M12-plug

design

- A standard design
- B standard design with neck tube for high temperature demand
- C extended design for switchpoint with distance (attention, use extra sleeve for assembly)

optional

- 1 standard design
- 2 with extern switching status LED

updated 01/2018

level measurement

level switch PIU 472

features

- level switch for fluid types
- the ideal alternative unit for the swing level switch
- aseptic measuring point by process connection thread M12
- for modular welded sleeve- and process connection system
- EHEDG-conform, food safe material
- **starting an adjustment by PC not necessary**
- defined position of screwing

technical specifications

- connection head made of stainless steel 1.4305
- food tangent level stick made with limination PFA P16501
- process connection G1/2" modulare system
- electrical connection with screwing or optional M12-plug
- protection class IP69K
- auxiliary supply 12...35VDC
- output signal active, max 50mA, short-circuit proof
- switching function full/empty by polarity of auxiliary supply
- temperature range 0...140°C process temperature for 30min
- high temperature design with neck tube optional
- temperature rang connection head -20°C to +80°C
- max. operating pressure 10bar
- optional with switching status LED



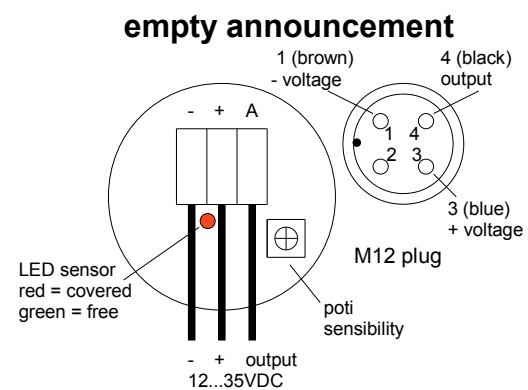
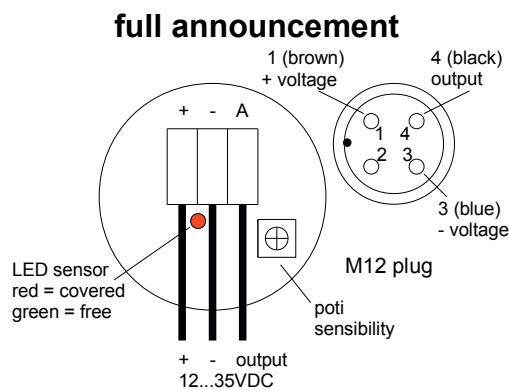
PIU472-5-A-1

**new, the tuning fork
as a rod probe**

application areas

- fill level detection in cases and big pipelines
- dry running condition protection
- empty-/full announcement

**We make it „robust“!!
sealed electronic**



order-code PIU 472...

order example: PIU472-5-A-1

connection heads

- 5 stainless steel head standard with screwing
- 6 stainless steel head standard with M12-plug

design

- X switch-point at 19mm
- Y switch-point at 38mm
- A switch-point at 50mm
- B switch-point at 100mm
- C switch-point at 150mm
- D switch-point at 200mm

optional

- 1 standard design
- 2 with extern switching status LED

updated 01/2018

level measurement

level switch PIU 482 (floor sensor)

features

- level switch for liquid media as a floor sensor, leakage monitoring
- **no adjustment or commissioning with PC necessary**

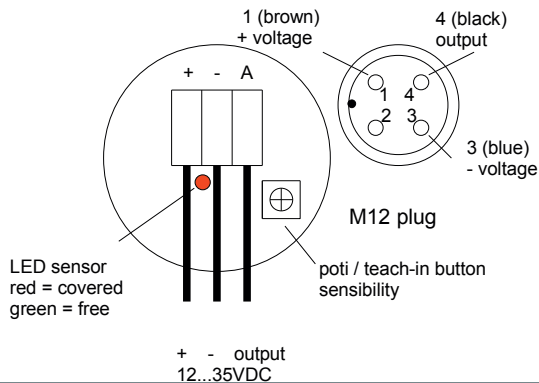
technical specifications

- Connection head made of POM - polyoxymethylene
- Cable gland: PA - polyamide or plug
- Food contact sensor made of PEEK
- Electrical connection with screw connection or optional M12 plug
- Protection class IP68 DIN EN 60529, IP69K fully grouted
- Auxiliary voltage 12 ... 35VDC
- Output signal active, max. 50mA, short circuit proof
- Switching function full/empty by polarity of the auxiliary voltage
- Temperature range -20°C...+70°C
- Optionally with switching state LED

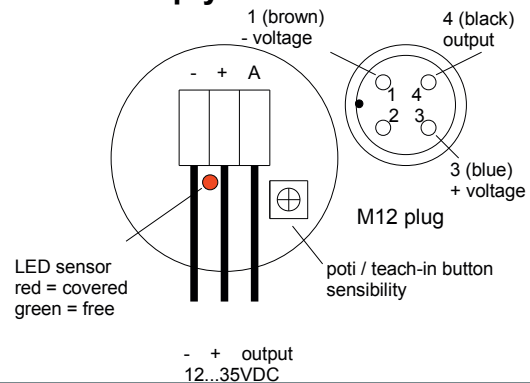
application areas

- Monitoring of pump shafts
- Dry running protection
- Monitoring of floor drains in the food industry

full announcement



empty announcement



PIU482-5-A-1

**We make it „robust“!!
sealed electronic**

order-code PIU 482...

order example: PIU482-1-1-05PVC-V

connection heads

- KR2 plastic housing round (POM)

design

- A standard design

electrical connection

- 1 screw
- 2 plug M12

version of electronics

- TI with teach in electronics
- 1 standard design
- 2 with external switching state LED

cable length and material (not with M12 plug)

- 00PVC specify cable length (e.g. 02 = 2 m) / m, cable material PVC
- 00PUR specify cable length (e.g. 02 = 2 m) / m, cable material PUR
- 00S specify cable length (e.g. 02 = 2 m) / m, cable material silicone

design of electrical connection

- ST standard version without grouting
- V fully grouted electronics respectively terminal compartment (protection class IP69K)

level measurement

level rod probe PUV 272

features

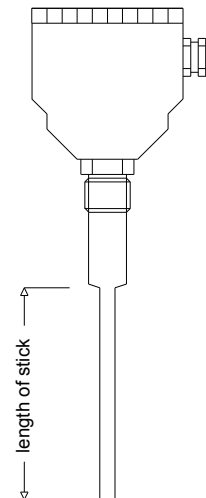
- level rod probe as 1-rod probe for conductive level measurement
- aseptic measuring point by process connection thread M12 for modular welded sleeve connection system
- EHEDG-conform, food safe material
- defined position of screwing
- rods can be cut

technical specifications

- connection head made of stainless steel 1.4305
- food tangent sensor made of stainless steel 1.4571
- optional food safe coating with PFA P16501 0,2mm
- electrical connection with screwing or optional M12-plug
- protection class IP69K
- temperature range 0...150°C
- max. operating pressure 10 bar
- optional available with level module NA1 or NA2



PUV272-5-A2-A



application areas

- fill level detection in small pipelines
- dry running condition protection
- empty-/full announcement
- simple, low-cost limit detection
- simple level rejection possible
- simple pumping rejection possible

order-code PUV 272...

order example: PUV272-5-A200-B-NA1

connection heads

- 5 stainless steel head standard with screwing
- 6 stainless steel head standard with M12-plug

length of rod

- A2 2 mm length of rod
- AXX length of rod (XX=length in mm)

design of rod

- A 4 mm rod without coating
- B 4 mm rod with teflon coating

optional

- NA1 with level evaluate modul Typ NA1
- NA2 with level evaluate modul Typ NA2

level measurement

level rod probe PUV 342

features

- level rod probe as 1-rod probe for conductive level measurement
- process connection thread G1/2" or G1"
- different plastic heads and cable connection possibilities available
- rods can be cut

technical specifications

- connection head made of plastic (different materials available)
- tangent sensor made of stainless steel 1.4571
- optional food safe coating with PFA P16501 0,2mm
- protection class IP69K
- temperature range 0...60°C
- max. operating pressure 3 bar
- optional available with level module NA1 or NA2

application areas

- fill level detection in cases and pipelines
- dry running condition protection
- empty-/full announcement
- simple, low-cost limit detection
- simple level rejection possible
- simple pumping rejection possible



order-code PUV 342...

order example: PUV342-21-05PVC-VG-A200

connection heads and threads

- 21 plastic head material POM standard, process connection G1/2"
- 22 plastic head material POM standard, process connection G1"

electrical connection

- 1 screwing M16
- 2 connector ISO4400
- 3 connector M12
- 00PVC specify length of cable (for example 02 = 2 m) / m, cable material PVC
- 00PUR specify length of cable (for example 02 = 2 m) / m, cable material PUR
- 00S specify length of cable (for example 02 = 2 m) / m, cable material silicone

electrical connection

- ST standard version without grouting
- VG fully encapsulated electronics in connection area

length of rod

- A2 2 mm length of rod
- AXX length of rod (XX=length in mm)

design of rod

- A 4 mm rod without coating
- B 4 mm rod with teflon coating

optional

- NA1 with level evaluate modul Typ NA1 (only with head...-22)
- NA2 with level evaluate modul Typ NA2 (only with head...-22)

level measurement

level rod probe PUV 372

features

- level rod probe as 1-rod probe for conductive level measurement
- aseptic measuring point by process connection thread G1/2" for modular welded sleeve- and process connection system
- EHEDG-conform, food safe material
- defined position of screwing
- rods can be cut

technical specifications

- connection head made of stainless steel 1.4305
- food tangent sensor made of stainless steel 1.4571
- optional food safe coating with PFA P16501 0,2mm
- electrical connection with screwing or optional M12-plug
- protection class IP69K
- temperature range 0...150°C
- max. operating pressure 10 bar
- optional available with level module NA1 or NA2

application areas

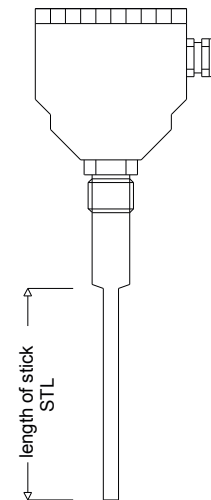
- fill level detection in cases and pipelines
- dry running condition protection
- empty-/full announcement
- simple, low-cost limit detection
- simple level rejection possible
- simple pumping rejection possible



PUV372-5-A200-A



PUV372-5-A2-A



order-code PUV 372...

order example: PUV372-5-A200-B-NA1

connection heads

- 5 stainless steel head standard with screwing
- 6 stainless steel head standard with M12-plug

length of rod

- A2 2 mm length of rod
- AXX length of rod (XX=length in mm)

design of rod

- A 4 mm rod without coating
- B 4 mm rod with teflon coating
- C 8 mm rod without coating
- D 8 mm rod with teflon coating

optional

- NA1 with level evaluate modul Typ NA1
- NA2 with level evaluate modul Typ NA2

updated 01/2018

level measurement


level rod probe PUV 442

features

- level rod probe as 2-rod probe for conductive level measurement
- process connection thread G1"
- different plastic heads and cable connection possibilities available
- rods can be cut

technical specifications

- connection head made of plastic (different materials available)
- tangent sensor made of stainless steel 1.4571
- optional food safe coating with PFA P16501 0,2mm
- protection class IP68
- temperature range 0...60°C
- max. operating pressure 3 bar
- optional available with level module NA1 or NA2



PUV442-22-1-ST-A200-B200-A

application areas

- fill level detection in cases and pipelines
- dry running condition protection
- empty-/full announcement
- simple, low-cost limit detection
- simple level rejection possible
- simple pumping rejection possible

order-code PUV 442...

order example: PUV442-22-05PVC-VG-A200-B200

connection heads and threads

- 22 plastic head material POM standard, process connection G1"

electrical connection

- 1 screwing M16
- 2 connector ISO4400
- 3 connector M12
- 00PVC specify length of cable (for example 02 = 2 m) / m, cable material PVC
- 00PUR specify length of cable (for example 02 = 2 m) / m, cable material PUR
- 00S specify length of cable (for example 02 = 2 m) / m, cable material silicone

electrical connection

- ST standard version without grouting
- VG fully encapsulated electronics in connection area

length of 1-rod

- A2 2 mm length of rod
- AXX length of rod (XX=length in mm)

length of 2-rod

- B2 2 mm length of rod
- BXX length of rod (XX=length in mm)

design of rod

- A 4 mm rod without coating
- B 4 mm rod with teflon coating

optional

- NA1 with level evaluate modul Typ NA1 (only with head...-22)
- NA2 with level evaluate modul Typ NA2 (only with head...-22)

updated 01/2018

level measurement

level rod probe PUV 472

features

- level rod probe as 2-rod probe for conductive level measurement
- aseptical measuring point by process connection thread G1/2" for modular welded sleeve- and process connection system
- EHEDG-conform, food safe material
- definated position of screwing
- rods can be cut

technical specifications

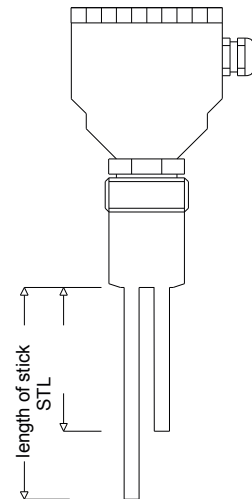
- connection head made of stainless steel 1.4305
- food tangent sensor made of stainless steel 1.4571
- optional food safe coating of PFA P16501 0,2mm
- electrical connection with screwing or optional M12-plug
- protection class IP69K
- temperature range 0...150°C
- max. operating pressure 10 bar
- optional with level module NA1 or NA2



PUV472-5-...

application areas

- fill level detection in cases and pipelines
- dry running condition protection
- empty-/full announcement
- simple, low-cost limit detection
- simple level rejection possible
- simple pumping rejection possible



order-code PUV 472...

order example: PUV472-5-A100-B200-A-NA1

connection heads

- 5 stainless steel head standard with screwing
- 6 stainless steel head standard with M12-plug

length of rod 1. rod

- A2 2 mm length of rod
- AXX length of rod (XX=length in mm)

length of rod 2. rod

- B2 2 mm length of rod
- BXX length of rod (XX=length in mm)

design of rod

- A 4mm rod without coating
- B 4mm rod with teflon coating
- C 8mm rod without coating
- D 8mm rod with teflon coating

optional

- NA1 with level evaluate module Type NA1
- NA2 with level evaluate module Type NA2

updated 01/2018

level measurement

level rod probe PUV 477

features

- level rod probe as 2-rod probe for conductive level measurement
- built into a plastic housing
- rods can be cut

technical specifications

- connection head made of plastic, dimensions 58 x 64 x 35 mm
- level rods made of stainless steel 1.4571
- optional food safe coating with PFA P16501 0,2mm
- protection class IP65
- temperature range -40...85°C
- optional available with level module NA2



PUV477-K1-A70-B7-A-NA2-5PUR-V

application areas

- fill level detection in cases and pipelines
- dry running condition protection
- empty-/full announcement
- simple, low-cost limit detection
- simple level rejection possible

order-code PUV 477...

order example: PUV477-K1-A70-B7-A-NA2-5PUR-V

connection heads and threads

-K1 plastic head material Polyamide PA6

length of 1-rod

-A2 2 mm length of rod
-AXX length of rod (XX=length in mm)

length of 2-rod

-B2 2 mm length of rod
-BXX length of rod (XX=Länge in mm)

design of rod

-A 4mm Stab rod without coating
-B 4mm Stab rod with Teflon coating

optional

-NA2 with level evaluate modul type NA2

electrical connection

-1 screw
-2 connector M12
-00PVC specify length of cable (for example 02 = 2 m) / m, cable material PVC
-00PUR specify length of cable (for example 02 = 2 m) / m, cable material PUR
-00S specify length of cable (for example 02 = 2 m) / m, cable material silicone

electrical connection

-ST standard version without grouting
-V fully encapsulated electronics in connection area

updated 01/2018

level measurement

level rod probe PUV 482 (floor sensor)

features

- level rod probe as floor sensor
- leakage monitoring of conductive liquids
- suitable for aggressive liquids
- optional with level evaluate modul NA 2

technical specifications

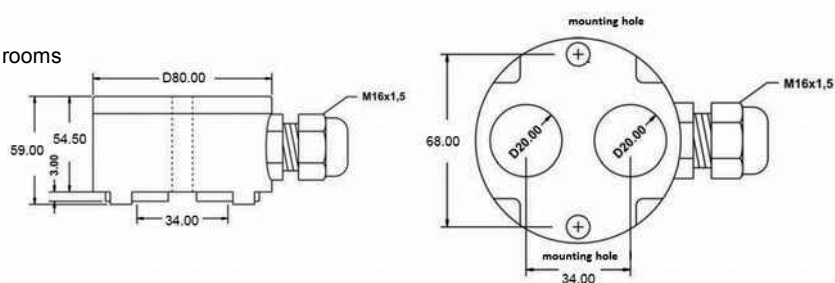
- connection head made of POM - Polyoxymethylen
- cable gland : PA – Polyamid or connector
- material electrodes of stainless steel 1.4571
- sensitivity: <20 K Ω (at NA 2-Modul)
- process pressure: depressurized
- protection class IP68 DIN EN 60529, IP69k fully potted finish (-V)
- process temperature -20°C...+70°C

application areas

- monitoring of pump shafts
- monitoring of server rooms
- monitoring of tunnel systems and cellar rooms
- monitoring in expedition vehicles



PUV482-KR2-A2-B2-NA2-1-ST



order-code: PUV 482...

order example: PUV482-KR2-A2-B2-NA2-1-ST

connection heads

- KR2 plastic housing round (POM)

rod length 1-rod

- A2 2mm rod length of V4A

rod length 2-rod

- B2 2mm rod length rod V4A

electrical connection

- 1 screw joint
- 2 connection M12

version of electronics

- 0 with screw terminal connection, passive design
- NA2 with level evaluate modul type NA2

cable length and material

- 00PVC cable length specify (e. g. 02 = 2 m) / m, cable material PVC
- 00PUR cable length specify (e. g. 02 = 2 m) / m, cable material PUR
- 00S cable length specify (e. g. 02 = 2 m) / m, cable material silikon

design electrical connection

- ST standard design without potting
- V fully potted electronics respectively terminal compartment (protection class IP69K)

updated 01/2018

level measurement

level rod probe PUV 572

features

- level rod probe as 3-rod probe for conductive level measurement
- aseptic measuring point by process connection thread G1/2" for modular welded sleeve- and process connection system
- EHEDG-conform, food safe material
- defined position of screwing
- rods can be cut

technical specifications

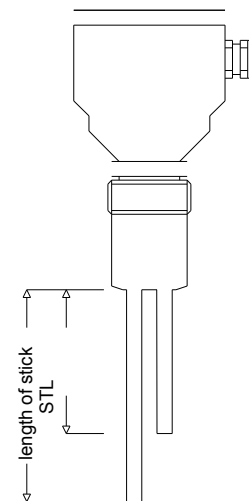
- connection head made of stainless steel 1.4305
- food tangent sensor made of stainless steel 1.4571
- optional food safe coating with PFA P16501 0,2mm
- electrical connection with screwing or optional M12-plug
- protection class IP69K
- temperature range 0...150°C
- max. operating pressure 10 bar

application areas

- fill level detection in cases and pipelines
- dry running condition protection
- empty-/full announcement
- simple, low-cost limit detection
- simple level rejection possible
- simple pumping rejection possible



PUV572-5-...



order-code PUV 572...

order example: PUV572-5-A200-B800-C1000-B

connection heads

- 5 stainless steel head standard with screwing
- 6 stainless steel head standard mit M12-plug

length of rod 1. rod

- A2 2 mm length of rod
- AXX length of rod (XX=length in mm)

length of rod 2. rod

- B2 2 mm length of rod
- BXX length of rod (XX=length in mm)

length of rod 3. rod

- C2 2 mm length of rod
- CXX length of rod (XX=length in mm)

design of rod

- A 4mm rod without coating
- B 4mm rod with teflon coating
- C 8mm rod without coating
- D 8mm rod with teflon coating

level measurement

level rod probe PUV 672

features

- level rod probe as 4-rod probe for conductive level measurement
- aseptic measuring point by process connecting thread G1/2" for modular welded sleeve- and process connection system
- EHEDG-conform, food safe material
- defined position of screwing
- rods can be cut

technical specifications

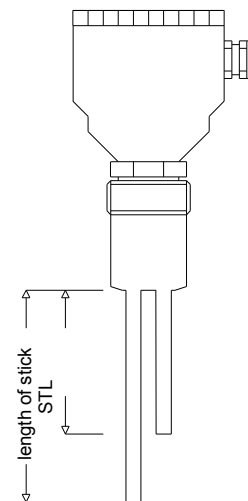
- connection head made of stainless steel 1.4305
- food tangent sensor made of stainless steel 1.4571
- optional food safe coating with PFA P16501 0,2mm
- electrical connection with screwing or optional M12-plug
- protection class IP69K
- temperature ranges 0...150°C
- max. operating pressure 10 bar

application areas

- fill level detection in cases and pipelines
- dry running condition protection
- empty-/full announcement
- simple, low-cost limit detection possible
- simple level rejection possible
- simple pumping rejection possible



PUV672-5-...



order-code PUV 672...

order example: PUV672-5-A100-B200-C300-D800-A

connection heads

- 5 stainless steel head standard with screwing
- 6 stainless steel head standard with M12-plug

length of rod 1. rod

- A2 2 mm length of rod
- AXX length of rod (XX=length in mm)

length of rod 2. rod

- B2 2 mm length of rod
- BXX length of rod (XX=length in mm)

length of rod 3. rod

- C2 2 mm length of rod
- CXX length of rod (XX=length in mm)

length of rod 4. rod

- D2 2 mm length of rod
- DXX length of rod (XX=length in mm)

design of rod

- A 4mm rod without coating
- B 4mm rod with teflon coating
- C 8mm rod without coating
- D 8mm rod with teflon coating

level measurement

level device PXI 332

features

- level device for top hat rail mounting in the control cabinet
- slim casing design 22,5mm
- adjustable sensitivity range high-impedance ($50\text{K}\Omega \dots 2,0\text{M}\Omega$)
- 1 floating changeover contact
- state LED on the front side
- integrated pump controller with 3-rod probe

technical specifications

- switching delay 0,5 sec
- sensitivity $50\text{K}\Omega \dots 2,0\text{M}\Omega$ adjustable (potentiometer)
- output 1 pot. free changer (250V, 3A)
- electrode voltage max. 2VAC
- supply voltage 230V/50Hz, max. 3 VA
optional 24VDC
- operating temperature $-10 \dots +55^\circ\text{C}$
- housing $22,5 \times 99 \times 115\text{mm}$ (B x H x T)
- degree of protection IP20

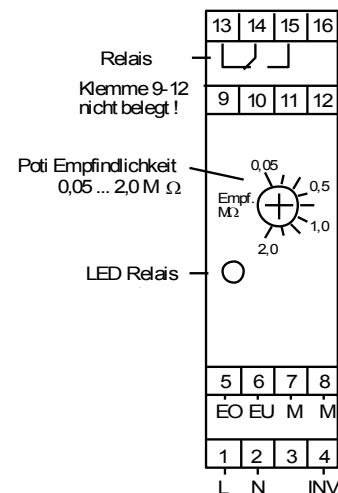


PXI 332-1-B-1

setting-up advices

1. connect the device in accordance with wiring diagram.
2. trimmer left (minimum).
3. increase level an extent that the electrode EO is safely covered.
4. sensitivity trimmer to the right (clockwise) until the relay safely switched, or the status LED for the relay switches from green to red.
5. the adjustment is completed.

clamp 1	supply voltage 230V L1
clamp 2	supply voltage 230V N
clamp 3	not used
clamp 4	level inversion function (bridge on KI.8 M)
clamp 5	electrode above
clamp 6	electrode below
clamp 7	ground (GND)
clamp 8	ground (GND)
clamp 9	not assigned
clamp 10	not assigned
clamp 11	not assigned
clamp 12	not assigned
clamp 13	relay opener
clamp 14	relay
clamp 15	relay closer
clamp 16	not assigned



order code: PXI 332

order example: PXI332-1-B-1

power supply

- 1 230VAC
- 3 24VDC

measuring areas

- B $50\text{K}\Omega \dots 2,0\text{M}\Omega$

outputs

- 1 relay output

level measurement

level device PXI 422

features

- level evaluation module for assembly in top hat rail in switchboards
- conductive measuring methods
- narrow housing design 22,5mm
- adjustment of the sensitivity possible by poti
- time lag adjustable by poti
- pump control with 3-rod probe integrated
- channel 2 applicable separately as protection against dry running or full detector
- relay output 2 changer or active electronic outputs PNP
- 2 status-LED at front site

technical specifications

- auxiliary supply 230 VAC, 24VAC or 24VDC
- electrode supply 5VAC
- measuring areas 1...100kOhm
- outputs 2 changer or electronic outputs 24VDC PNP
- time delay: 0,5...10sec adjustable, channel 1 level controller
0,5sec fixed, channel 2 full/empty detection
- width of housing 22,5mm

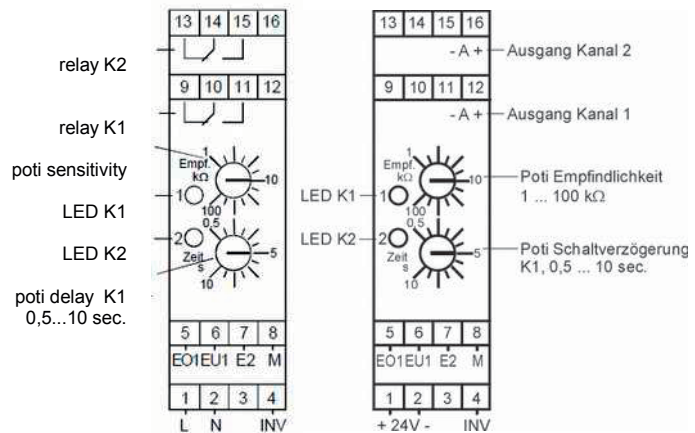


PXI 422-1-A-1

setting-up advices

- connect device like description in the installation chart
- poti time lag and poti sensitivity open minimum (left arrester) setting up
- increase the fill level, so far that the electrode EO1 is covered safe
- turn the poti sensitivity to the right, as far as the relay switched safe or rather the status-LED for channel 1 switches to green
- if required please adjust the time lag with the poti
- the level function can be inverted with clamp 4 (on ground)

- 1 power supply 230V L1 // 24VDC+
- 2 power supply 230V N // 24VDC-
- 3 not clogged
- 4 inverting level function (strap on Kl.8 M)
- 5 electrode channel 1 top
- 6 electrode channel 1 down
- 7 electrode channel 2
- 8 ground (barrier of the case)
- 9 relay K1 opening contact // not clogged
- 10 relay K1 // not clogged
- 11 relay K1 closing contact // not clogged
- 12 not clogged // PNP output channel 1
- 13 relay K2 opening contact // not clogged
- 14 relay K2 // not clogged
- 15 relay K2 closing contact // not clogged
- 16 not clogged // PNP output channel 2



PXI 422-1-A-1 PXI 422-3-A-2

order-code PXI422

order example: PXI422-1-A-1

power supply

- 1 230VAC
- 2 24VAC
- 3 24VDC

measuring areas

- A 1K...100KOhm

outputs

- 1 relay outputs
- 2 electronic outputs PNP 24VDC (only possible with power supply 24VDC)

level measurement

combined sensor limit level and temperatur RVV 572

features

- conductive limit probe as 1-rod probe for level measurement
- integrated temperature sensor PT100
- aseptic measuring point by process connect thread G1/2" for modular welded sleeve- and process connect system
- EHEDG-conform, food safe material
- defined position of screwing

technical specifications

- connection head made of stainless steel 1.4305
- food tangent sensor made of stainless steel 1.4571
- electrical connection with screwing or optional M12-plug
- protection class IP69K
- temperature range -50...+200°C (extended range by request)
- max. operating pressure 10 bar

limit level

- auxiliary supply 8...35VDC, max. 50mA
- electrode supply 2VAC, 500Hz
- measuring range 1K, 5K, 20K
- output active proportional to the auxiliary supply
- output max. 30mA
- switching delay approx. 0,5s

temperature measuring transducer KMU / PMU

- power supply 10...35VDC, residual ripple +-5%
- input PT100 2-, 3-, 4- wire
- output 4-20mA, overflow 21mA, underflow 3,5mA
- measuring range max. -200°C...+650°C
- measuring span min. 10 K
- precision <+-0,1% from the end value



RVV572-6-Z2-1-1A3-PMU

application areas

- fill level detection in cases and pipelines
- dry running condition protection
- empty-/full announcement
- simple, low-cost combined measuring point for temperatur and limit level

order-code RVV 572...

order example: RVV572-16-A-1-1A3-KMU

connection heads

- 6 stainless steel head standard with M12-plug (not possible with option KMU)
- 15 stainless steel head increased construction with screwing
- 16 stainless steel head increased construction with M12-plug

length of rod

- Z1 on request
- Z2 switching point 2mm
- X switching point 9mm
- Y switching point 38mm
- A switching point 50mm

design, level measurement options

- 1 standard design
- 2 with external switching state LED

type of sensor

- 1A3 1 x PT100 3-conductor class A
- 1A4 1 x PT100 4-conductor class A
- 2A3 2 x PT100 3-conductor class A (not possible with option temperatur measurement)

optional

- KMU with programmable measuring transducer KMU (only possible with increased construction (-15 / -16))
- PMU with programmable measuring transducer PMU (only possible with standard head (-6))

updated 01/2018

level measurement

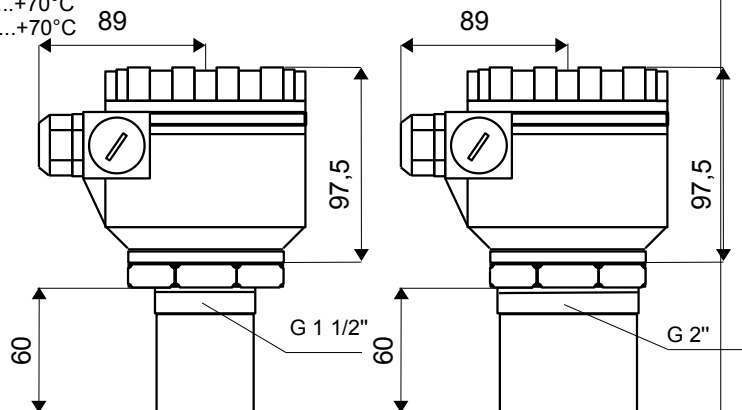
ultrasonic sound transmitter WUV 422

features

- continuous contactless level indication for all fluid types
- measuring principle ultrasonic
- **robust design with connection head**
- basic 2-wire technology
- optional with display on site, linearizing of a tank a.s.o. available

technical specifications

- sensor made of PP, PVDF or PTFE
- depending on measuring range 1 1/2" or 2" screw-in thread
- electrical connection with connection head made of aluminium or plastics
- bolting 2 x M 20 x 1,5
- protection class head IP67, sensor IP68
- auxiliary supply 12...36 VDC
- analog output 4-20 mA
- optional analog output 4...20mA 2-wire Exi (ATEX II 1 G EEx ia IIB T6)
- accuracy: 0,2% of the settled measuring range
- temperature range: connection head made of plastics -25°C...+70°C
connection head made of alu -30°C...+70°C
with display -25°C...+70°C
- temperature range process: -30°C...90°C
- max. operating pressure 3 bar abs., other types on request
- sealing at the process: at sensor PP: EPDM
at sensor PVDF, PTFE: EPM (viton)
- easy parameterizing with 4 keys (base model without display)
- with optional display further features like 32 points linearization, bargraph a.s.o.



application areas

- fill level detection in cases and tanks
- fill level detection in waters and open reservoirs
- independent from the medium and the density

order-code WUV 422...

order example: WUV422-7-1-B-2-A-1

connection head

- 1 aluminium head standard coated
- 7 head made with plastics PBT

display operation

- 0 without display
- 1 with display

measuring range

- A measuring range 0,2...4m in fluids
- B measuring range 0,25...6m in fluids
- C measuring range 0,35...8m in fluids

process connection

- 1 G1 1/2" screw-in thread (measuring range A)
- 2 G 2" screw-in thread (measuring range B and C)

design (material) sensor

- A material plastics PP
- B material PVDF
- C material PTFE (attention, here lower measuring ranges (A:0,25...3m // B:0,25...5m // C:0,35...6m))

output electronic system

- 1 analog output 4...20mA 2-wire
- E1 analog output 4...20mA 2-wire Exi (ATEX II 1 G EEx ia IIB T6)

Flow measurement

Flowmeter OFJ 722

description

- industrial inductive flow meter with display unit for food industry
- innovative and compact connection head design
- measurement of different liquids in a variety of sectors
- various process connections
- high measurement accuracy and repeatability
- very simple and intuitive operation with control keys
- possibility of flow monitoring function
- 350° swivel display for comfortable reading
- a wide range of outputs for different control systems



OFJ 722...

technical specifications

power supply	230 VAC (50/60 Hz), 24 VAC/VDC with polarity reversal protection, 110VAC (60Hz) on request
input power	4,6 VA
technical versions	compact design , remote version with cable maximum cable length 20m with separate execution (other lengths on request)
temperature medium	compact design rubber (hard) max. 80°C continuously PTFE max. 90°C continuously, CIP cleaning process possible separate execution rubber (hard) max. 80°C continuously PTFE max. 150°C continuously PFA max. 130°C continuously (DN300...DN400) on request
diameter	DN 10 ...DN 400 (other diameters on request)
lining material	rubber (hard), rubber approved for potable water or PTFE or PFA (see Table 3)
electrode material	CrNi-stainless steel DIN 1.4571, Hastelloy C4, titanium, tantalum
sensor housing material	stainless steel
housing material	steel painted or stainless steel
process connections	flange stainless steel 1.4306/304 L, 1.4404/316 L food process connections dairy pipe, clamp: stainless steel PN10, PN16, PN25, PN40
pressure	
min. conductivity of the measured fluid	20 µS (at a lower conductivity, upon agreement with promesstec GmbH)
measuring range (Qmin/Qmax)	bidirectionally for 0,2 to 12 m/s (1/60); 0,12 to 12 m/s (1/100); 0,06 to 12 m/s (1/200)
accuracy	accuracy up to 0,5%, repeatability up to 0,2%
pressure loss	negligible
additional electrodes	grounding and detection electrodes for empty piping (DN 15 ÷ DN 400)
empty piping detection	DN 15 ÷ DN 400
display unit	LCD 2 x 16 characters
control	2 x external button (viewing values) 3 x internal button (viewing+parameter changing)
outputs	impulse/flow switch (max. 400 Hz), 4 ÷ 20 mA, RS485 (M-BUS/Mod-Bus protocol) (impulse and current outputs are passive with a possibility of being powered from internal power supply of the meter)
ambient temperature	0 ° C ... + 55 ° C (connection head, electronics), others on request
flow sensor protection	IP65, IP67, IP68
electronics (connection head)	IP67, stainless steel version IP68 with M12-connector

typical application areas

- water and wastewater industry,
- agriculture, biogas plants
- food industry, dairies, breweries
- pharmaceutical industry

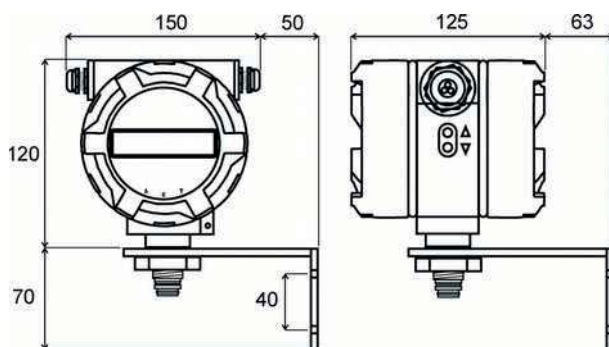
Flow measurement

Flowmeter OFJ 722

instantaneous flow rate corresponding to flow velocity (table 1)

diameter nominal (mm)	Qmin (m3/h) Qmin /Qmax			Qmax(m3/h) — (12 m/s)
	1/60 (0.2 m/s)	1/100 (0.12 m/s)	1/200 (0.06 m/s)	
DN 6	upon request			
DN 8	upon request			
DN 10	0,06	0,034	-	3,4
DN 15	0,13	0,076	-	7,6
DN 20	0,24	0,142	-	14,2
DN 25	0,35	0,21	0,105	21
DN 32	0,6	0,34	0,17	34
DN 40	0,9	0,54	0,27	54
DN 50	1,4	0,84	0,42	84
DN 65	2,4	1,44	0,72	144
DN 80	3,6	2,2	1,1	220
DN 100	5,6	3,4	1,7	340
DN 125	8,9	5,34	2,67	534
DN 150	13	7,6	3,8	760
DN 200	23	13,5	6,75	1350
DN 250	35	21,1	-	2115
DN 300	51	30	-	3050
DN 350	70	41	-	4150
DN 400	90	54	-	5426

dimensions connection head (mm)



updated 01/2018

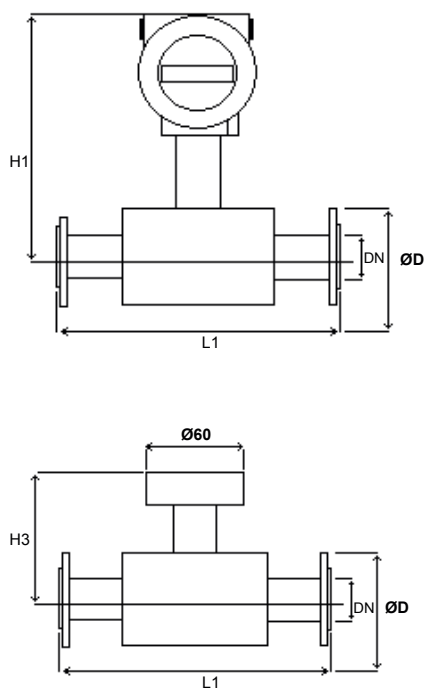
Flow measurement

Flowmeter OFJ 722

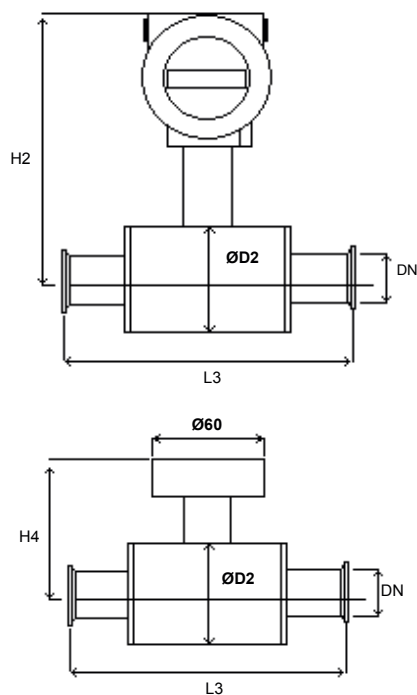
dimensions (table 2)

connection (mm)	constructional length (mm)			outside diameter (mm)		total height (mm)			
	flange	milk pipe	clamp	flange	sensor body	compact design		separated design	
				flange	milk pipe/ clamp	flange	milk pipe/ clamp	flange	milk pipe/clamp
DN	L1	L3	L3	D	D2	H1	H2	H3	H4
6	u. r.								
8	u. r.								
10	-	179	189	-	-	173	-	86	-
15	200	172	182	95	70	173	177	86	90
20	200	176	182	105	80	173	182	86	95
25	200	186	182	115	90	178	187	91	100
32	200	197	189	135	100	183	192	96	105
40	200	220	210	145	116	188	200	101	113
50	200	231	217	160	136	196	210	109	123
65	200	u. r.	u. r.	180	151	206	218	119	131
80	200	u. r.	u. r.	195	177	213	231	126	144
100	250	-	-	215	-	226	-	139	-
125	250	-	-	245	-	239	-	152	-
150	300	-	-	280	-	254	-	167	-
200	350	-	-	335	-	284	-	197	-
250	450	-	-	405	-	327/-	-	240/-	-
300	500	-	-	440	-	352/-	-	265/-	-
350	550	-	-	500	-	382/-	-	295/-	-
400	600	-	-	565	-	412/-	-	325/-	-

flange version



dairy coupling DIN11851/ clamp DIN32676



updated 01/2018

Flow measurement

Flowmeter OFJ 722

diameter and linings (others on request) (table 3)

connection (mm)	flange		milk pipe DIN11851		clamp DIN32676	
	rubber (hard)	PTFE	rubber (hard)	PTFE	rubber (hard)	PTFE
DN						
6	upon request					
8	upon request					
10	-	-	-	-	-	-
15	-	X	-	X	-	X
20	-	X	-	X	-	X
25	X	X	-	X	-	X
32	X	X	-	X	-	X
40	X	X	-	X	-	X
50	X	X	-	X	-	x
65	X	X	-	X	-	x
80	X	X	-	X	-	x
100	X	X	-	-	-	-
125	X	X	-	-	-	-
150	X	X	-	-	-	-
200	X	X	-	-	-	-
250	X	-	-	-	-	-
300	X	-	-	-	-	-
350	X	-	-	-	-	-
400	X	-	-	-	-	-

explanation

.....: the standard is not possible, please inquire

X: design possible

pressure levels and diameters (table 4)

pressure level	diameter
PN10	DN350....DN400, others on request
PN16	DN250...DN300, others on request
PN25	DN10...DN200, others on request
PN40	on request
special solutions	on request

updated 01/2018

Flow measurement

Flowmeter OFJ 722

order code OFJ 722...

order example: OFJ722-80-DN25-B11-C3-D4-E1-F1-G2-H1-I1

connection heads

- 80 compact design, electronic and display panel in the head
- 90 compact design, electronic and display panel in the stainless steel head with M12 connector
- 8503 decentralised version with 3 m cable between evaluation and transducer
- 8505 decentralised version with 5 m cable between evaluation and transducer
- 8510 decentralised version with 10 m cable between evaluation and transducer
- 8515 decentralised version with 15 m cable between evaluation and transducer
- 8520 decentralised version with 20 m cable between evaluation and transducer

diameter

-DN XX DN10....400 possible for example DN25 = diameter 25 mm = 1" (possibilities see table 2)

process connection

- B11 flange stainless steel 1.4306/304 L
- B12 flange stainless steel 1.4404/316 L
- B40 dairy coupling DIN 11851
- B50 clamp DIN32676

transducer pressure area

- C1 PN10
- C2 PN16
- C3 PN25
- C4 PN40

sensor lining (table 3)

- D1 hard rubber
- D3 rubber potable water approved (material)
- D4 PTFE

material electrodes

- E1 stainless steel 316Ti
- E2 Hastelloy C4
- E3 titan
- E4 tantalum

sensor protection category

- F1 protection category IP65
- F2 protection category IP67
- F3 protection category IP68
- F30 protection category IP68 with stainless steel head

output signal

- G2 4...20 mA, pulse, switching contact
- G4 4...20 mA, pulse, switching contact, RS485 MOD-Bus RTU and M-Bus protocol can be parameterized

power supply

- H1 230 VAC (not possible with stainless steel head)
- H2 24 VAC/VDC

measuring range (information see table)

- I1 1/60 (standard version)
- I2 1/100
- I3 1/200

Flow measurement

Flowmeter OFJ 822

description

- industrial inductive flow meter
- innovative and robust
- measurement of different liquids in a variety of sectors
- various process connections
- high measurement accuracy and repeatability
- very simple intuitive operation with Android app on Bluetooth connection
- M12 connector for electrical connection and status LED
- a plurality of outputs for different control systems



OFJ 822...

technical specifications

power supply	24 VDC +/-15%, other on request
input power	4,2 VA
technical versions	compact design
temperature range medium	compact design
	rubber all versions max. 80°C permanently PTFE max. 90°C permanently, CIP cleaning process possible
diameter	DN 10 ...DN 400 (other diameters on request)
lining material	rubber (hard), rubber approved for potable water or PTFE or PFA (see Table 3)
electrode material	CrNi-stainless steel DIN 1.4571, Hastelloy C4, titanium, tantalum
sensor housing material	stainless steel
process connections	flange: stainless steel 1.4306/304 L, 1.4404/316 L food Process connections: milk pipe, clamp: stainless steel PN10, PN16, PN25, PN40
pressure	
min. conductivity of the measured fluid	20 µS (at a lower conductivity, upon agreement with promesstec GmbH)
measuring range (Qmin/Qmax)	bidirectionally for 0.2 to 12 m/s (1/60)
accuracy	accuracy up to 0,5%, repeatability up to 0,2%
pressure loss	negligible
additional electrodes	grounding and detection electrodes for empty piping (DN 15 ÷ DN 400)
empty piping detection	DN 15 ÷ DN 400
display	2 x 4-color LEDs for status indication
control	app for Android smartphone or tablet, Bluetooth communication interface
outputs	impulse/flow switch (max. 400 Hz), 4 ÷ 20 mA
ambient temperature	0°C...+55°C (connection head, electronics), others on request
flow sensor protection	IP65, IP67, IP68
electronics (connection head) protection	IP67

typical application areas

- water and wastewater industry,
- agriculture, biogas plants
- food industry, dairies, breweries
- pharmaceutical industry

Flow measurement

Flowmeter OFJ 822

instantaneous flow rate corresponding to flow velocity (table 1)

diameter nominal (mm)	Qmin (m3/h) Qmin /Qmax	Qmax(m3/h)
	1/60 (0.2 m/s)	– (12 m/s)
DN 6	upon request	
DN 8	upon request	
DN 10	0,06	3,4
DN 15	0,13	7,6
DN 20	0,24	14,2
DN 25	0,35	21
DN 32	0,6	34
DN 40	0,9	54
DN 50	1,4	84
DN 65	2,4	144
DN 80	3,6	220
DN 100	5,6	340
DN 125	8,9	534
DN 150	13	760
DN 200	23	1350
DN 250	35	2115
DN 300	51	3050
DN 350	70	4150
DN 400	90	5426

updated 01/2018

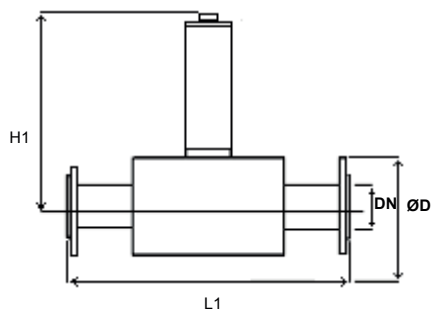
Flow measurement

Flowmeter OFJ 822

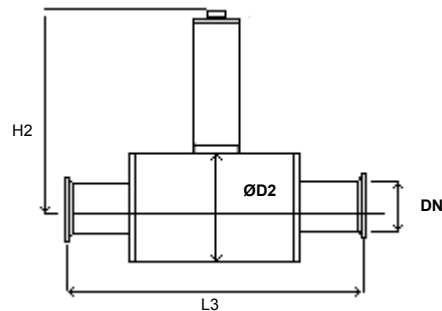
dimensions (table 2)

connection (mm)	constructional length (mm)			outside diameter (mm)		total height (mm)	
	flange	milk pipe	clamp	flange	sensor body	compact design	
				flange	milk pipe/ clamp	flange	milk pipe/ clamp
DN	L1	L3	L3	D	D2	H1	H2
6	u. r.						
8	u. r.						
10	-	179	189	-	-	146	-
15	200	172	182	95	70	146	150
20	200	176	182	105	80	146	155
25	200	186	182	115	90	151	160
32	200	197	189	135	100	156	165
40	200	220	210	145	116	161	173
50	200	231	217	160	136	169	183
65	200	u. r.	u. r.	180	151	179	191
80	200	u. r.	u. r.	195	177	186	204
100	250	-	-	215	-	199	-
125	250	-	-	245	-	212	-
150	300	-	-	280	-	227	-
200	350	-	-	335	-	257	-
250	450	-	-	405	-	300/-	-
300	500	-	-	440	-	325/-	-
350	550	-	-	500	-	355/-	-
400	600	-	-	565	-	385/-	-

flange version



dairy coupling DIN11851/ clamp DIN32676



updated 01/2018

Flow measurement

Flowmeter OFJ 822

diameter and linings (others on request) (table 3)

connection (mm)	flange		milk pipe DIN11851		clamp DIN32676	
	rubber (hard)	PTFE	rubber (hard)	PTFE	rubber (hard)	PTFE
DN						
6	upon request					
8	upon request					
10	-	-	-	-	-	-
15	-	X	-	X	-	X
20	-	X	-	X	-	X
25	X	X	-	X	-	X
32	X	X	-	X	-	X
40	X	X	-	X	-	X
50	X	X	-	X	-	x
65	X	X	-	X	-	x
80	X	X	-	X	-	x
100	X	X	-	-	-	-
125	X	X	-	-	-	-
150	X	X	-	-	-	-
200	X	X	-	-	-	-
250	X	-	-	-	-	-
300	X	-	-	-	-	-
350	X	-	-	-	-	-
400	X	-	-	-	-	-

explanation

.....: the standard is not possible, please inquire

X: design possible

pressure levels and diameters (table 4)

pressure level	diameter
PN10	DN350....DN400, others on request
PN16	DN250...DN300, others on request
PN25	DN10...DN200, others on request
PN40	on request
special solutions	on request

updated 01/2018

Flow measurement

Flowmeter OFJ 822

order code OFJ 822... order example: OFJ822-70-DN25-B11-C3-D4-E1-F1-G2-H2-I1

connection heads

-70 compact version with M12 connector, Bluetooth interface, status LEDs

diameter

-DN XX DN10....400 possible for example DN25 = diameter 25 mm = 1" (possibilities see table 2)

process connection

-B11 flange stainless steel 1.4306/304 L
-B12 flange stainless steel 1.4404/316 L
-B40 dairy coupling DIN 11851
-B50 clamp DIN32676

transducer pressure area

-C1 PN10
-C2 PN16
-C3 PN25
-C4 PN40

sensor lining (table 3)

-D1 hard rubber
-D3 rubber potable water approved (material)
-D4 PTFE

material electrodes

-E1 stainless steel 316Ti
-E2 Hastelloy C4
-E3 titan
-E4 tantalum

sensor protection category

-F1 protection category IP65
-F2 protection category IP67
-F3 protection category IP68

output signal

-G1 pulse, switching contact
-G2 4...20 mA, pulse, switching contact,

power supply

-H2 24 DC +/-15%

measuring range (information see table)

-I1 1/60 (standard version)

Flow measurement

Flowmeter OFY 722

description

- industrial inductive flow meter with display unit
- innovative and compact connection head design
- measurement of different liquids in a variety of sectors
- various process connections
- high measurement accuracy and repeatability
- very simple and intuitive operation with control keys
- possibility of flow monitoring function (flow switch)
- 350° swivel display for comfortable reading
- a wide range of outputs for different control systems



OFY722...

technical specifications

power supply	230 VAC (50/60 Hz), 24 VAC/VDC with polarity reversal protection, 110VAC(60Hz) on request
input power	4,6 VA
technical versions	electronics head fitted, remote version with cable
	maximum cable length 20m with separate execution (other lengths on request)
temperature range medium	compact design
	rubber all versions max. 80°C permanently
	PTFE max. 90°C permanently, CIP cleaning process possible
	separate version
	rubber (hard) max. 80°C permanently
	PTFE max. 150°C permanently
	PFA max. 130°C permanently (DN300...DN400) on request
diameter	DN 10 ... DN 400 (other diameters on request)
material lining	rubber (hard), rubber approved for potable water or PTFE or PFA (see Table 3)
electrode material	CrNi-stainless steel DIN 1.4571, Hastelloy C4, titanium, tantalum
sensor housing material	flange - stainless steel and structural steel with polyurethane coating
	sandwich construction - stainless steel
process connections	flange steel ST37 painted
	flange stainless steel 1.4306/304 L, 1.4404/316 L
	sandwich design
	threaded design
pressure	PN10, PN16, PN25, PN40
min. conductivity of the measured fluid	20 µS (at a lower conductivity, upon agreement with promesstec GmbH)
measuring range (Qmin/Qmax)	bidirectionally for 0,2 to 12 m/s (1/60); 0,12 to 12 m/s (1/100); 0,06 to 12 m/s (1/200)
accuracy	accuracy up to 0,5%, repeatability up to 0,2%
pressure loss	negligible
additional electrodes	grounding and detection electrodes for empty piping (DN 15 ÷ DN 400)
empty piping detection	DN 15 ÷ DN 400
display unit	LCD 2 x 16 characters
control	2 x external button (viewing values)
	3 x internal button (viewing+parameter changing)
outputs	impulse/flow switch (max. 400 Hz), 4 ÷ 20 mA, RS485 (M-BUS / Mod-Bus protocol)
	(impulse and current outputs are passive with a possibility of being powered from internal power supply of the meter)
max. ambient temperature	55 °C (housing, electronic)
flow sensor degree of protection	IP65, IP67, IP68
electronics degree of protection	IP67

typical application areas

- water and wastewater industry
- agriculture, biogas plants
- food industry, dairies, breweries
- pharmaceutical industry
- industrial applications such as heating circuits
- power station technology

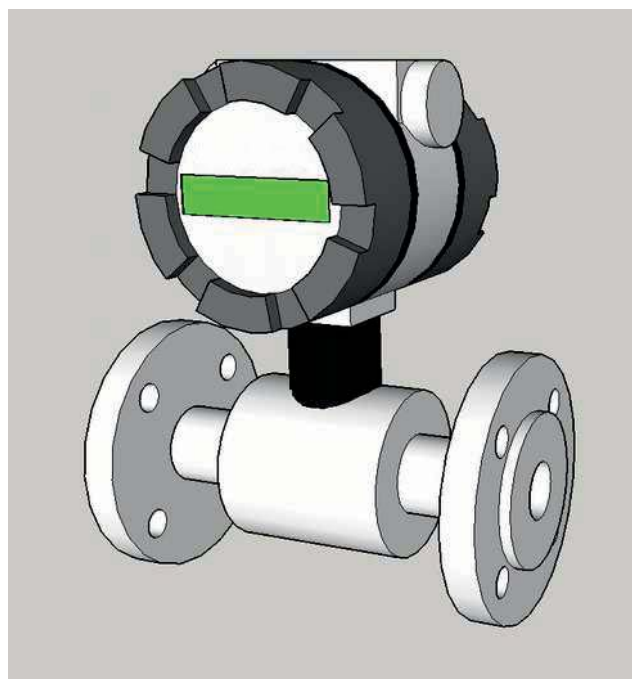
Flow measurement

Flowmeter OFY 722

instantaneous flow rate corresponding to flow velocity (table 1)

diameter nominal (mm)	Qmin (m3/h) Qmin /Qmax			Qmax(m3/h)
	1/60 (0.2 m/s)	1/100 (0.12 m/s)	1/200 (0.06 m/s)	– (12 m/s)
DN 6	upon request			
DN 8	upon request			
DN 10	0,06	0,034	-	3,4
DN 15	0,13	0,076	-	7,6
DN 20	0,24	0,142	-	14,2
DN 25	0,35	0,21	0,105	21
DN 32	0,6	0,34	0,17	34
DN 40	0,9	0,54	0,27	54
DN 50	1,4	0,84	0,42	84
DN 65	2,4	1,44	0,72	144
DN 80	3,6	2,2	1,1	220
DN 100	5,6	3,4	1,7	340
DN 125	8,9	5,34	2,67	534
DN 150	13	7,6	3,8	760
DN 200	23	13,5	6,75	1350
DN 250	35	21,1	-	2115
DN 300	51	30	-	3050
DN 350	70	41	-	4150
DN 400	90	54	-	5426

3D-view



updated 01/2018

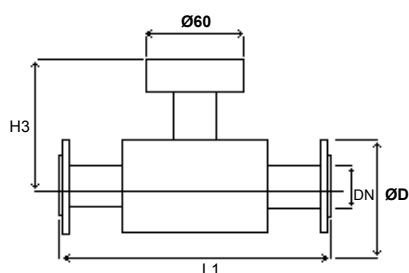
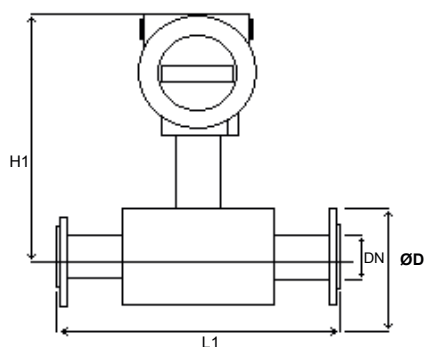
Flow measurement

Flowmeter OFY 722

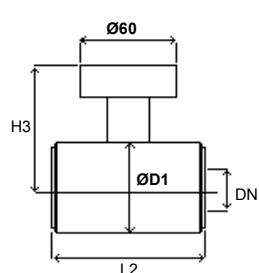
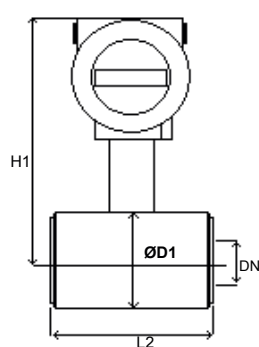
dimensions (table 2)

connec- tion (mm)	constructional length (mm)			outside diameter (mm)			total height (mm)			
	flange	sandwich	threaded	flange	sensor body		compact design		separated design	
				flange	flange/ sandwich	threaded	flange/ sandwich	threaded	flange/ sandwich	threaded
DN	L1	L2	L3	D	D1	D2	H1	H2	H3	H4
6	u. r.									
8	u. r.									
10	-	90	193 (3/8")	-	51	-	173	-	86	-
15	200	90	196 (1/2")	95	51	70	173	177	86	90
20	200	90	206 (3/4")	105	61	80	173	182	86	95
25	200	90	206 (1")	115	71	90	178	187	91	100
32	200	90	233 (1 1/4")	135	82	100	183	192	96	105
40	200	110	256 (1 1/2")	145	92	116	188	200	101	113
50	200	110	261 (2")	160	107	136	196	210	109	123
65	200	130	-	180	127	151	206	218	119	131
80	200	130	-	195	142	177	213	231	126	144
100	250	200	-	215	168	-	226	-	139	-
125	250	200	-	245	194	-	239	-	152	-
150	300	200	-	280	224	-	254	-	167	-
200	350	200	-	335	284	-	284	-	197	-
250	450	-	-	405	-	-	327/-	-	240/-	-
300	500	-	-	440	-	-	352/-	-	265/-	-
350	550	-	-	500	-	-	382/-	-	295/-	-
400	600	-	-	565	-	-	412/-	-	325/-	-

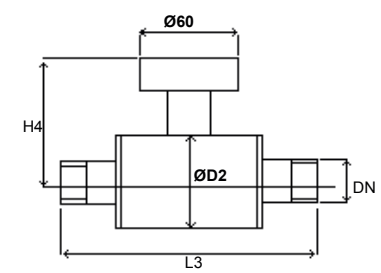
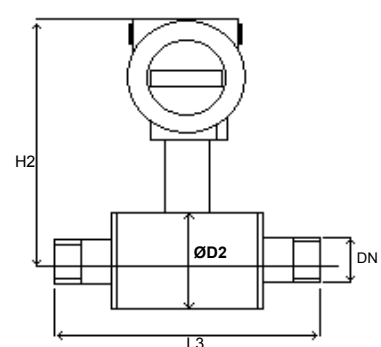
flange design



sandwich design



threaded design



updated 01/2018

Flow measurement

Flowmeter OFY 722

diameter and linings (others on request) (table 3)

connection (mm)	flange		sandwich		threaded	
	rubber (hard))	PTFE	rubber (hard)	PTFE	rubber (hard)	PTFE
DN						
6	upon request					
8	upon request					
10	-	-	-	X	-	-
15	-	X	-	X	-	X
20	-	X	-	X	-	X
25	X	X	X	X	X	X
32	X	X	X	X	X	X
40	X	X	X	X	X	X
50	X	X	X	X	-	-
65	X	X	X	X	-	-
80	X	X	X	X	-	-
100	X	X	X	X	-	-
125	X	X	X	X	-	-
150	X	X	X	X	-	-
200	X	X	X	X	-	-
250	X	-	-	-	-	-
300	X	-	-	-	-	-
350	X	-	-	-	-	-
400	X	-	-	-	-	-

explanation

.....: the standard is not possible, please inquire

X: design possible

pressure levels and diameters (table 4)

pressure level	diameter
PN10	DN350....DN400, others on request
PN16	DN250...DN300, others on request
PN25	DN10...DN200, others on request
PN40	others on request
special solutions	others on request

updated 01/2018

Flow measurement

Flowmeter OFY 722

order code OFY 722...

order example: OFY 722-80-DN25-B11-C3-D4-E1-F1-G2-H1-I1

connection heads

- 80 compact design, electronic and display panel in the head
- 8503 decentralised version with 3 m cable between evaluation and transducer
- 8505 decentralised version with 5 m cable between evaluation and transducer
- 8510 decentralised version with 10 m cable between evaluation and transducer
- 8515 decentralised version with 15 m cable between evaluation and transducer
- 8520 decentralised version with 20 m cable between evaluation and transducer

diameter

-DN XX DN10....400 possible for example DN25 = diameter 25 mm = 1" (possibilities see table 2)

process connection

- B10 flange steel ST37 painted
- B11 flange stainless steel 1.4306/304 L
- B12 flange stainless steel 1.4404/316 L
- B20 sandwich design
- B30 threaded design

transducer pressure area

- C1 PN10
- C2 PN16
- C3 PN25
- C4 PN40

sensor lining (table 3)

- D1 hard rubber
- D3 rubber potable water approved (material)
- D4 PTFE

material electrodes

- E1 stainless steel 316Ti
- E2 Hastelloy C4
- E3 titan
- E4 tantalum

sensor protection category

- F1 protection category IP65
- F2 protection category IP67
- F3 protection category IP68

output signal

- G2 4...20 mA, pulse, switching contact
- G4 4...20 mA, pulse, switching contact, RS485 MOD-Bus RTU and M-Bus protocol can be parameterized

power supply

- H1 230 VAC
- H2 24 VAC/VDC

measuring range (information see table)

- I1 1/60 (standard version)
- I2 1/100
- I3 1/200

Flow measurement

Flowmeter OFY 822

description

- industrial inductive flow meter
- innovative and robust
- measurement of different liquids in a variety of sectors
- various process connections
- high measurement accuracy and repeatability
- very simple intuitive operation with Android app on Bluetooth connection
- M12 connector for electrical connection and status LED
- a plurality of outputs for different control systems



OFY 822...

technical specifications

power supply	24 VDC +/-15%, other on request
input power	4,2 VA
technical versions	compact design
temperature range medium	compact design
	rubber all versions max. 80°C permanently PTFE max. 90°C permanently, CIP cleaning process possible
diameter	DN 10 ...DN 400 (other diameters on request)
lining material	rubber (hard), rubber approved for potable water or PTFE or PFA (see Table 3)
electrode material	CrNi-stainless steel DIN 1.4571, Hastelloy C4, titanium, tantalum
sensor housing material	flange: stainless steel or steel ST37 with polyurethane coating sandwich: stainless steel
process connections	flange steel ST37 painted flange stainless steel 1.4306/304 L, 1.4404/316 L sandwich design stainless steel threaded design PN10, PN16, PN25, PN40
pressure	
min. conductivity of the measured fluid	20 µS (at a lower conductivity, upon agreement with promesstec GmbH)
measuring range (Qmin/Qmax)	bidirectionally for 0.2 to 12 m/s (1/60)
accuracy	accuracy up to 0,5%, repeatability up to 0,2%
pressure loss	negligible
additional electrodes	grounding and detection electrodes for empty piping (DN 15 ÷ DN 400)
empty piping detection	DN 15 ÷ DN 400
display	2 x 4-color LEDs for status indication
control	app for Android smartphone or tablet, Bluetooth communication interface
outputs	impulse/flow switch (max. 400 Hz), 4 ÷ 20 mA
ambient temperature	0°C...+55°C (connection head, electronics), others on request
flow sensor protection	IP65, IP67, IP68
electronics (connection head) protection	IP67

typical application areas

- water and wastewater industry
- agriculture, biogas plants
- food industry, dairies, breweries
- pharmaceutical industry
- industrial applications such as heating circuits
- power station technology

Flow measurement

Flowmeter OFY 822

instantaneous flow rate corresponding to flow velocity (table 1)

diameter nominal (mm)	Qmin (m3/h) Qmin /Qmax	Qmax(m3/h)
	1/60 (0.2 m/s)	– (12 m/s)
DN 6	upon request	
DN 8	upon request	
DN 10	0,06	3,4
DN 15	0,13	7,6
DN 20	0,24	14,2
DN 25	0,35	21
DN 32	0,6	34
DN 40	0,9	54
DN 50	1,4	84
DN 65	2,4	144
DN 80	3,6	220
DN 100	5,6	340
DN 125	8,9	534
DN 150	13	760
DN 200	23	1350
DN 250	35	2115
DN 300	51	3050
DN 350	70	4150
DN 400	90	5426

updated 01/2018

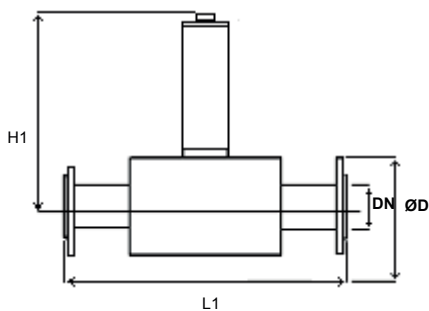
Flow measurement

Flowmeter OFY 822

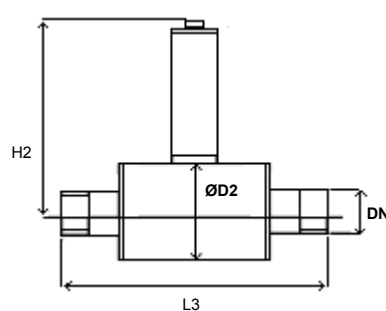
dimensions (table 2)

connection (mm)	constructional length (mm)			outside diameter (mm)			total height (mm)	
				flange	sensor body		compact design	
	flange	sandwich	threaded	flange	flange/ sandwich	threaded	flange/sand wich	threaded
DN	L1	L2	L3	D	D1	D2	H1	H2
6	u. r.							
8	u. r.							
10	-	90	193 (3/8")	-	51	-	146	-
15	200	90	196 (1/2")	95	51	70	146	150
20	200	90	206 (3/4")	105	61	80	146	155
25	200	90	206 (1")	115	71	90	151	160
32	200	90	233 (1 1/4")	135	82	100	156	165
40	200	110	256 (1 1/2")	145	92	116	161	173
50	200	110	261 (2")	160	107	136	169	183
65	200	130	-	180	127	151	179	191
80	200	130	-	195	142	177	186	204
100	250	200	-	215	168	-	199	-
125	250	200	-	245	194	-	212	-
150	300	200	-	280	224	-	227	-
200	350	200	-	335	284	-	257	-
250	450	-	-	405	-	-	300/-	-
300	500	-	-	440	-	-	325/-	-
350	550	-	-	500	-	-	355/-	-
400	600	-	-	565	-	-	385/-	-

flange design



threaded design



Flow measurement

Flowmeter OFY 822

diameter and linings (others on request) (table 3)

connection (mm)	flange		sandwich		threaded	
	rubber (hard)	PTFE	rubber (hard)	PTFE	rubber (hard)	PTFE
DN						
6	u. r.					
8	u. r.					
10	-	-	-	X	-	-
15	-	X	-	X	-	X
20	-	X	-	X	-	X
25	X	X	X	X	X	X
32	X	X	X	X	X	X
40	X	X	X	X	X	X
50	X	X	X	X	-	-
65	X	X	X	X	-	-
80	X	X	X	X	-	-
100	X	X	X	X	-	-
125	X	X	X	X	-	-
150	X	X	X	X	-	-
200	X	X	X	X	-	-
250	X	-	-	-	-	-
300	X	-	-	-	-	-
350	X	-	-	-	-	-
400	X	-	-	-	-	-

explanation

.....: the standard is not possible, please inquire

X: design possible

pressure levels and diameters (table 4)

pressure level	diameter
PN10	DN350....DN400, others on request
PN16	DN250...DN300, others on request
PN25	DN10...DN200, others on request
PN40	others on request
special solutions	others on request

updated 01/2018

Flow measurement

Flowmeter OFY 822

order code: OFY 822...

order example: OFY 822-70-DN25-B11-C3-D4-E1-F1-G2-H2-I1

connection heads

-70 compact version with M12 connector, Bluetooth interface, status LEDs

diameter

-DN XX DN10....400 possible for example DN25 = diameter 25 mm = 1" (possibilities see table 2)

process connection

-B10 flange steel ST37 painted
 -B11 flange stainless steel 1.4306/304 L
 -B12 flange stainless steel 1.4404/316 L
 -B20 sandwich design
 -B30 threaded design

transducer pressure area

-C1 PN10
 -C2 PN16
 -C3 PN25
 -C4 PN40

sensor lining (table 3)

-D1 hard rubber
 -D3 rubber potable water approved (material)
 -D4 PTFE

material electrodes

-E1 stainless steel 316Ti
 -E2 Hastelloy C4
 -E3 titan
 -E4 tantalum

sensor protection category

-F1 protection category IP65
 -F2 protection category IP67
 -F3 protection category IP68

output signal

-G1 impulse, switch contact
 -G2 4...20 mA, impulse, switch contact

power supply

-H2 24 DC +/-15%

measuring range (information see table)

-I1 1/60 (standard version)

flow measurement

paddle wheel RHR -05...-10...-20

features

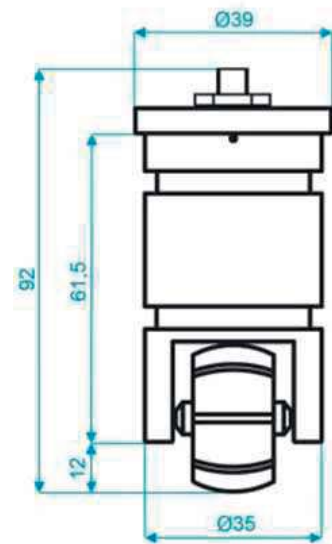
- flowtransmitter for rough industrial environments
- innovative, robust and simple to use
- measuring of different watery liquids for a large number of industries, independent from conductivity
- different process connections and welding adapters
- clear operation through internal key
- M12 connector for electrical application and status LED
- a multitude of outputs for different controlling systems



paddle wheel...

technical specifications

power supply:	RHR 05; 12÷30 VDC, reverse pole protection RHR 10 / 20; 24VDC± 10%, reverse pole protection
input	<1 VA
electrical connection	M12x1 connector, 4 PINs (RHR 05 3-wire 3x0,5 cable, RHR 10/20 M12 connector) 2x bicolor LED (RHR 05 – 1x bicolor LED)
display	
outputs	<ul style="list-style-type: none"> - RHR 05 TTL pulse output (max. 3V / max. I_{out} = 5mA) - RHR 10 PNP - RHR 20 PNP und 4...20mA analog
pulse/ status contact	PNP (aktiv)
status dimensioning	max. 50mA
output current	4÷20mA, aktiv (max. 400 Ω)
creep rate	0.3÷6 m/sec.
accuracy	± 5% of the measured value
reproducibility	± 1% of the scale
hysteresis	2÷8 cm/sec.
operation	1x flush installed key
temperature medium	- 10 ÷ +80°C (other temperatures on request)
ambient temperature	0 ÷ + 55 °C
material contacting	<ul style="list-style-type: none"> - inside case of paddle PVDF - paddle PEEK - paddle spindle SSA4 (DIN1.4401) - PIN in paddles premium steel DIN 1.4115 - welding adapter premium steel DIN 1.4404; DIN 1.4571 - O-ring sealing EPDM max. pressure 25 bar
pressure loss	max. 0,5 bar
IP-Code	IP67
air moisture	max. 90%
dimensions	90xØ38,8mm
weight	135g



application areas

- water- and waste-water industry
- agriculture, digester gas systems
- food industry, refrigeration installation
- cooling for implements and so on
- VE-water applications

order code RHR.....

order example: RHR 20

- 05 fixed pulse output, fixed cable connection output TTL
- 10 fixed pulse output PNP, 3 puls constants deposited, M12 connector
- 20 fixed pulse output PNP and output 4...20mA, M12 connector